

Para Wirra Conservation Park

Get to know the Wirra Campground

Fun Activities

Before you leave

Pack some paper, pencils or crayons and yarn like string or wool. You might like to bring a small backpack so you can carry these items, along with a water bottle, snacks, hand sanitiser, a map, raincoat, sunhat and sunscreen.

When you first arrive

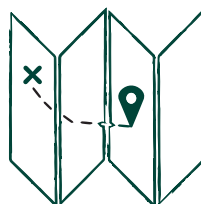
- ☐ Help set up camp



- ☐ Write down the first 6 noises you hear _____

- ☐ Go for a quick treasure hunt walk:

- Find the toilet, shelter and water tank
- Find your favourite tree
- Find the main park signs
(and find your campsite on the map)



Get to know Wirra Campground

Now that you have settled in grab your backpack, a parent and go for a walk.

1. In the campground there are five photos of Para Wirra's plants and animals. Can you find them?

- What colour is a pardalote? _____
- Why should you leave rocks where you find them? _____
- What disturbance does an echidna make? _____
- What kinds of animals get rid of rubbish in the park? _____
- What do orchids remind you of? _____



Weather station:

place a stick upright near your tent. Tie a ribbon, hanky or small piece of material to it.

Record which way the wind is blowing.






S. Wright,
Kingston-on-Murray
Primary School.


2. Can you find these colours in the Park?







3. Go exploring and write down the 'human made' things that you see



4. Write down 6 things that Rangers would do in the Park



- _____
- _____
- _____
- _____
- _____
- _____



Aboriginal history:

Find the names of the First Nations people and read more about the history (using books, google, park signs).

What makes Para River important?