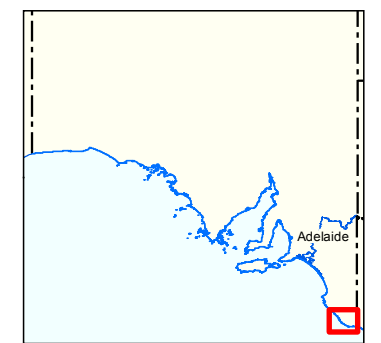
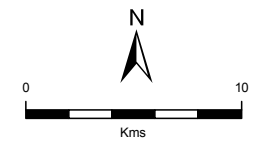



**Figure 11:  
Lower South East  
Marine Park**  
Average Winter  
Sea Surface Temperature



**Produced by** Coast and Marine Conservation  
Department for Environment and Heritage  
GPO BOX 1047 Adelaide SA 5001  
www.marineparks.sa.gov.au  
**Data Source** Marine Parks, Parks and Reserves,  
Rock Lobster Sanctuaries, Topographic Data - DEH  
Winter SST - Adelaide University and CSIRO  
Coastal Waters of the State - Geoscience Australia  
11 August 2010  
**Compiled**  
**Projection** Geographic  
**Datum** Geocentric Datum of Australia, 1994

© Copyright Department for Environment and Heritage 2010.  
All Rights Reserved. All works and information displayed are subject to Copyright. For  
the reproduction or publication beyond that permitted by the Copyright Act 1968 (Cwth)  
written permission must be sought from the Department.  
Although every effort has been made to ensure the accuracy of the information displayed,  
the Department, its agents, officers and employees make no representations, either express  
or implied, that the information displayed is accurate or fit for any purpose and expressly  
disclaims all liability for loss or damage arising from reliance upon the information displayed.

