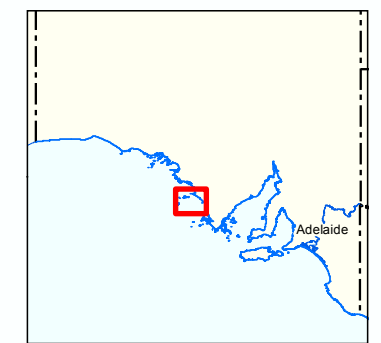
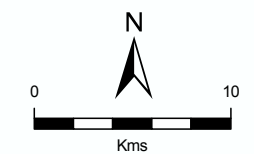
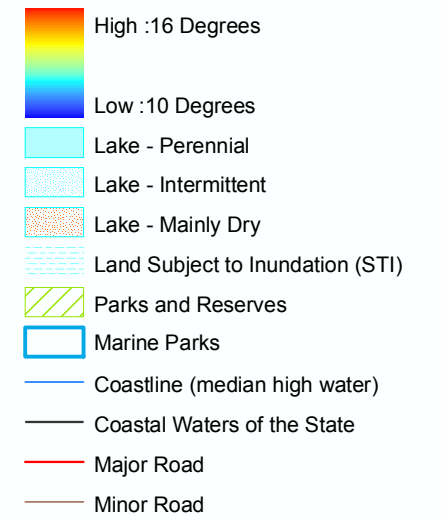


Figure 11: Investigator Marine Park

Average Winter Sea Surface Temperature



Produced by Coast and Marine Conservation
Department for Environment and Heritage
GPO BOX 1047 Adelaide SA 5001
www.marineparks.sa.gov.au

Data Source Marine Parks, Parks and Reserves,
Topographic Data - DEH
Winter Sea Surface Temperature - Adelaide Uni & CSIRO
Coastal Waters of the State - Geoscience Australia
11 August 2010

Compiled Projection Datum Geographic
Geocentric Datum of Australia, 1994

© Copyright Department for Environment and Heritage 2010.
All Rights Reserved. All works and information displayed are subject to Copyright. For the reproduction or publication beyond that permitted by the Copyright Act 1968 (Cwth) written permission must be sought from the Department.
Although every effort has been made to ensure the accuracy of the information displayed, the Department, its agents, officers and employees make no representations, either express or implied, that the information displayed is accurate or fit for any purpose and expressly disclaims all liability for loss or damage arising from reliance upon the information displayed.

