HOUSE OF ASSEMBLY
LAID ON THE TABLE
02 Jun 2026

Government of South Australia

SOUTH AUSTRALIAN ARID LANDS LANDSCAPE BOARD

2024-25 Annual Report

SOUTH AUSTRALIAN ARID LANDS LANDSCAPE BOARD
1 Jervois Street (PO Box 297)
PORT AUGUSTA SA 5700
https://www.landscape.sa.gov.au/saal/home

Contact phone number: 08 8429 9666
Contact email: saallandscapeboard@sa.gov.au
ISSN: 2653-2379 (online)
Date approved by the Board: 28 November 2025
Date presented to Minister: 28 November 2025

To:

The Hon Lucy Hood MP

Minister for Climate, Environment and Water

This annual report will be presented to Parliament to meet the statutory reporting requirements of *Landscape South Australia Act 2019 and Landscape South Australia (General) Regulations 2020* and the requirements of Premier and Cabinet Circular *PC013 Annual Reporting*.

This report is verified to be accurate for the purposes of annual reporting to the Parliament of South Australia.

Submitted on behalf of the SOUTH AUSTRALIAN ARID LANDS LANDSCAPE BOARD by:



Douglas Lillecrapp

Presiding Member

28 November 2025

Reconciliation statement / Engagement with First Nations Australians

The South Australian Arid Lands Landscape Board acknowledges Aboriginal people as the First Nations of the lands and waters we live and work upon. The board has made a strong commitment to reconciliation and to strengthening partnerships with First Nations across the state by signing an historic Statement of Commitment

The South Australian Arid Lands Landscape Board values the opportunity to achieve stronger relationships with Aboriginal people and organisations in South Australia, support greater economic prosperity and wellbeing for Aboriginal people and communities, and look after our country and sea better, together.

From the Presiding Member



The 2024/25 Financial Year has produced some strong achievements for the SA Arid Lands Landscape Board and should provide confidence to the government and the community on the compliance, management, regulation and adherence to the Board's role under the Landscape Act SA 2019.

Welcoming two new board members, and farewelling two inaugural members, coupled with minimal turnover of the existing 7 district Landscape Groups supports a genuine community and place based approach to the business and priorities of the Board. Consolidation of funding streams to develop and deliver longer term projects in partnership with Government, industry, landholders, First Nations groups and the community more widely, creates confidence for partners and stakeholders who value the SA Arid Lands region and it's uniqueness.

Natural Heritage Trust investment from the Australian Government to support threatened species and ecosystem protection and monitoring as well as the delivery of Climate Smart Agriculture programs, is seeing strong engagement and uptake regionally, through co-design and delivery of projects with First Nations partners as well as landholders, through citizen science, direct on-ground delivery and monitoring of our shared efforts.

This past year has seen a highly successful investment and strong relationship development with First Nations partners which is foundational to the long term shared management, protection and restoration of Country and Culture.

I have every confidence in the governance, risk and financial management systems based on our internal and external auditing processes. The culture and wellbeing of our workforce remains a focus of our board and it too remains strong and healthy.

We are an employer of choice and a partner of choice. Being approached to deliver meaningful outcomes for our region is testament to the reputation of our board and the confidence in sustained success and evolution held by others and supports sustainable investment beyond our levy income to scale up the services and programs delivered in accordance with ever increasing need.



Douglas Lillecrapp

Presiding Member

South Australian Arid Lands Landscape Board

Contents

Overview: about the South Australian Arid Lands Landscape Board 7

Our strategic focus 7

Our organisational structure 8

Changes to the Board 9

Our Minister 9

The Board 9

Our Landscape Board Members 9

Our staff 12

Legislation administered by the South Australian Arid Lands Landscape Board 12

Other related agencies (within the Minister's area/s of responsibility) 12

The South Australian Arid Lands Landscape Board's performance 13

Performance at a glance 13

Landscape board objectives and performance 14

Corporate performance summary 19

Employment opportunity programs 19

South Australian Arid Lands Landscape Board performance management and development systems 20

Work health, safety and return to work programs 20

Executive employment in the agency 22

Financial performance 23

Financial performance at a glance 23

Consultants disclosure 24

Contractors disclosure 24

Other financial information 26

Landscape Groups 28

Risk management 35

Risk and audit at a glance 35

Fraud detected in the Board 35

Strategies implemented to control and prevent fraud 35

Data for previous years is available at: South Australian Arid Lands Landscape Board Annual Report 2023-24 - Dataset - data.sa.gov.au 35

Public interest disclosure 35

Reporting required under any other act or regulation 37

Public complaints 40

Number of public complaints reported 40

Additional Metrics 41

Service Improvements 42

Compliance Statement 42

Appendix: Audited financial statements 2024-25 43

Overview: about the South Australian Arid Lands Landscape Board

Our strategic focus

Our Purpose	The South Australian Arid Lands Landscape Board was established on 9 January 2020 under the provisions of the *Landscape South Australia Act 2019*. The Board undertakes an active role in managing South Australia's landscapes through the preparation and implementation of a regional landscape plan which is the principal document guiding the management of the state's landscape in the South Australian Arid Lands Region.
Our Vision	Leading the way to biodiverse and productive landscapes in a changing climate.
Our Values	The South Australian Arid Lands Landscape Board values the ongoing input, influence and guidance of First Nations People as the cultural authority of the South Australian Arid Lands Region, alongside the communities and industries responsible for sustainable land management, protection and prosperity of the region.
Our functions, objectives and deliverables	The Board's objective is to protect the intrinsic value of the landscape and natural resources of the SA Arid Lands region whilst supporting the interests of Aboriginal peoples, primary production, industry and resilient communities. The Board seeks to provide protection, enhancement, restoration and sustainable management of the land, soil and water resources, biodiversity, and the native fauna and flora in the SA Arid Lands region. The Board recognises that climate change is a significant factor in our environment that requires mitigation and adaptation; and provides for the prevention or control of impacts caused by pest species of animals and plants that may have an adverse effect on the environment and primary production or the community. The Board provides educational initiatives and support mechanisms to strengthen the skills, knowledge and capacity of people to sustainably manage natural resources; and supports initiatives and action to facilitate the increased capacity of people to engage in processes under the *Landscape South Australia Act 2019*, including through the provision of information relevant to the protection, enhancement or management of the landscape. Where appropriate the Board will seek to partner with the other landscape boards and relevant stakeholders to deliver on the objectives of its regional landscape plan.

Our organisational structure

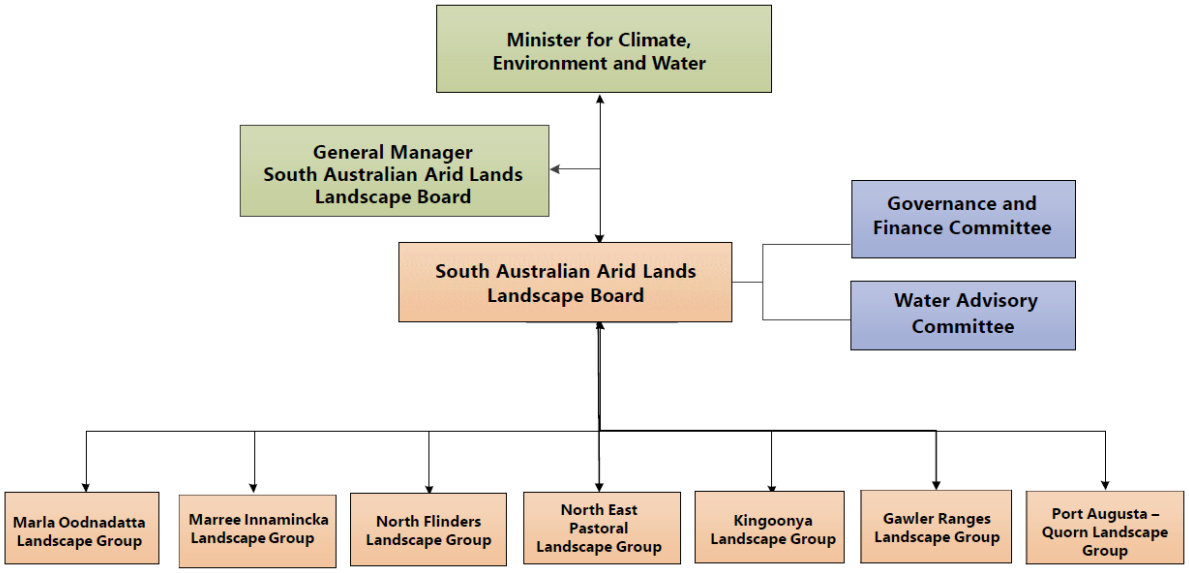

Section 15 of the *Landscape South Australia Act 2019* provides for the appointment of the Board. The Board comprises of at least five and not more than nine members all appointed by the Minister for Climate, Environment and Water. Each of the appointed members of the Board is a person who, in the opinion of the Minister, meets the requirements of section 16 of the *Landscape South Australia Act 2019*. For profiles on current Board members refer to https://www.landscape.sa.gov.au/saal/about-us/our-board/meet-our-members

Changes to the Board

During 2024-25 there were no changes to the Board's structure and objectives as a result of internal reviews or machinery of government changes.

Our Minister



The Hon Dr Susan Close MP was the Deputy Premier and Minister for Climate, Environment and Water during the 2024-25 financial year.

The Board

Our Landscape Board Members

Douglas Lillecrapp (Presiding Member/Chair)	Served full financial year 2024-25
Ellen Litchfield (Deputy Chair)	Served full financial year 2024-25
Sanchia Treloar	Served full financial year 2024-25
Scott Michael	Served full financial year 2024-25
Jodie Harris	Served full financial year 2024-25
Kurt Tschirner	Resigned January 2025
Timothy Flowers	Resigned January 2025
Mark Mayfield	Commenced April 2025
Chevahn Hoad	Commenced April 2025

Committees of the Landscape Board

The landscape board have the following committees:

Water Advisory Committee

- Ellen Litchfield (Chair)
- Scott Michael
- Mark Mayfield (Commenced April 2025)
- Timothy Flowers (Resigned December 2024)

Governance and Finance Committee

- Jodie Harris (Chair commencing February 2025)
- Sanchia Treloar
- Chevahn Hoad (commenced April 2025)
- Kurt Tschirner (Chair ending December 2024)

Douglas Lillecrapp

Presiding Member

Term Dates: 31 January 2023 to 30 January 2027



Ellen Litchfield

Deputy Chair

Chair, Water Advisory Committee

Term Dates: 31 January 2023 to 30 January 2027



Scott Michael

Board Member

Member, Water Advisory Committee

Term Dates: 31 January 2025 to 30 January 2027



Sanchia Treloar

Board Member

Member, Governance and Finance Committee

Term Dates: 31 January 2023 to 30 January 2027



Jodie Harris

Board Member

Chair, Governance and Finance Committee

Term Dates: 31 January 2025 to 30 January 2029



Mark Mayfield

Board Member

Member, Water Advisory Committee

Term Dates: 10 April 2025 to 30 January 2027



Chevahn Hoad

Board Member

Member, Governance and Finance Committee

Term Dates: 10 April 2025 to 30 January 2029



Kurt Tschirner

Board Member

Chair, Governance and Finance Committee

Term Dates: 31 January 2023 to 30 January 2025



Tim Flowers

Board Member

Member, Water Advisory Committee

Term Dates: 31 January 2023 to 20 December 2024 (Resigned)



Our staff

As per section 35 of the *Landscape South Australia Act 2019*, staff who undertake the work of the Board are employed through the General Manager as the employing authority.

Legislation administered by the South Australian Arid Lands Landscape Board

Landscape South Australia Act 2019

Landscape South Australia (General) Regulations 2020

Other related agencies (within the Minister's area/s of responsibility)

- Department for Environment and Water
- Alinytjara Wilurara Landscape Board
- Eyre Peninsula Landscape Board
- Green Adelaide
- Hills and Fleurieu Landscape Board
- Kangaroo Island Landscape Board
- Limestone Coast Landscape Board
- Murraylands and Riverland Landscape Board
- Northern and Yorke Landscape Board
- Environment Protection Authority
- Green Industries SA
- SA Water

The South Australian Arid Lands Landscape Board's performance

Performance at a glance

The performance of the South Australian Arid Lands Landscape Board is guided by its Regional Landscape Plan 2021-2026 and implemented through an annual business plan that guides operations.

The Board has made significant investments in climate resilience, water management, sustainable land management, protecting and enhancing biodiversity, and land managers' capacity on the South Australian Arid Lands region's strategic goals. The Board has delivered a range of projects and activities to build the community's capacity to manage natural resources, address threats to landscape health, and improve the resilience of landscapes and the businesses they support.

Landscape board objectives and performance

More detail on the 2024-25 projects and their alignment with name Landscape Board's priorities is available in the board's 2024-25 Business Plan 9306_SAAL-Business-Plan-24_25_FINAL_SPREAD.pdf

Agency objectives	Indicators	Performance
Climate resilient region Providing land managers with the knowledge and skills they need to mitigate and adapt to climate change Exploring adaptation pathways to ensure communities are climate resilient	SA Arid Lands Landscape Board's Climate Smart Agriculture Project "Building Pastoral Sustainability by identifying, Enhancing and Conserving Natural Resources" funded by the Department for Agriculture Forestry and Fisheries. Carbon outreach workshops delivered through the Carbon Outreach Officer Capacity building events delivered Sustainable Agriculture Facilitator contractual requirements met.	• 1 Ecologically Sustainable Rangelands Management (ESRM) plan developed with Kokatha Pastoral and Kokatha Aboriginal Corporation • 5 training/capacity building/awareness raising events hosted with 691 total participants • 1 revegetation on-ground trial/demonstration delivered • 30 soil tests completed • 6 Carbon Outreach workshops delivered with 91 total participants
Water management Planning, research and leveraging infrastructure investment to support the judicious use of groundwater	Water Allocation Plan implementation Great Artesian Basin/ Lake Eyre Basin projects and partnerships implemented Bore and water infrastructure replacement and maintenance extension	• 9 land managers directly engaged in water management initiatives • 2 water accounting trials online during FY25 making 5 total projects online. • 2 water accounting agreements approved • 2 Water Affecting Activities (WAAs) applications granted • 16 WAA permit enquiries addressed

Maintaining hydrogeology to protect Great Artesian Basin springs and groundwater-dependent ecosystems Understanding and managing surface water systems including the Lake Eyre Basin Maintaining and improving the condition of Great Artesian Basin springs and water-dependent ecosystems	Water Affecting Activities (WAA) enquiries, applications and compliance addressed. Great Artesian Basin Springs management partnerships and projects progressed.	• 2 compliance visits • 1 mine/proposed mine sites visited • 1 WAA site visit • 52 WAA Best Practice Operation Procedure (BPOP) risk assessments • 15ML/year of water savings as a result of water projects • 2 infrastructure projects completed • 4 non-infrastructure projects completed • GABWSP 5-year project commenced ○ 15ML/year of water savings as a result of water projects ○ 2 infrastructure projects completed ○ 4 non-infrastructure projects completed • 1 watercourse erosion management projects completed • 1 feral animal surveys completed • 2 springs management project planning site visits completed
Sustainable land management Effective pest plant and animal control protecting production systems Addressing the threat of excessive total grazing pressure	Implementation of Biteback (wild dog control) program (provision of baiting services, landholder participation, capacity building outcomes) Landholder engagement and participation in regional cactus control program Pest animal and plant compliance matters investigated	• 73 ground baiting injection services delivered across 7 districts • 94,650 of wild dog baits distributed • 58,681 of wild dog baits injected • 35,970 of wild dog baits manufactured • 120 participating properties for ground baiting • 2 Rangelands Goat Management Working Group Meetings held • 7,733 feral goats controlled (including 3,696 undersized goats). In total, this has saved

OFFICIAL

Building land managers' capacity in adaptive agriculture, best practice land management and rehabilitation	Landholder capacity-building activities delivered Sustainable Agriculture Facilitator contractual requirements met. Soils extension activities delivered under the statewide Soils Extension Project	6,186.4kg of dry matter (DM)/day/animal based on 800g of DM/day/animal. • 100 feral goats trialled as baits for control of foxes and wild dogs • 3,696 undersized goats controlled of which 798 were utilised by the Zoo • 5,275 ha of weed control (roadside and volunteer) for Buffel Grass, African Rue, African Lovegrass, Opuntia species. • Provided advice and support on Hudson Pear, Mesquite, Athel Pine and Noogoora Burr • 300 fox baits provided for 3 properties • 60kg of pig baits provided to 1 property • Partnerships with EPLB, PIRSA, and DEW (NPWS) for collaborative control programs • 84 volunteers supported contributing 3,782 volunteer hours for weed control and natural resource management • 7 Compliance Review Panel meetings • 4 Kangaroo Partnership Steering Committee meetings held • 6 EOI grants awarded worth $130,628.26 to develop projects to sustainably manage kangaroos • Hosted 6 Natural Resource Management Regions Australia (NRMRA) CoP meetings for sustainable kangaroo management nationally • The Sustainable Agriculture Facilitators (SAFs) supported 19 properties to adopt Sustainable Agriculture practices

OFFICIAL

		• 78 participants on the International Rangelands Congress bus tour supported by the SAFs • Supported 20 community members to attend the International Rangelands Congress • 11 SAF engagements where technical advice was given • 6 SAF engagements involving negotiations with community • 1 Significant Environmental Benefit (SEB) project assessed • 1 SEB policy developed • 3 Soil extension workshops hosted • 2 Soil demonstration sites supported • 2 Soil extension resources completed
Protecting and enhancing biodiversity: Managing pest threats to Coongie Ramsar wetland values Taking conservation action for the threatened species Western Quoll, Plains Wanderer, Arkaringa Daisy and Desert Greenhood. Maintaining and	Natural Heritage Trust ‘Wetlands Wonders', 'Discovery for Recovery' and ‘Plains Wanderer’ projects delivered, and contractual requirements met. Implementation of threat mitigation activities Landscape Priority Fund projects delivered and contractual requirements met	• 8 feral animal aerial control programs targeting feral pigs, goats and large herbivores across more than 2,132,978 hectares on 29 properties in partnership and support with the Department for Environment and Water and PIRSA • 2 pig baiting trials resulting in control of at least 80 feral pigs • Buffel grass control across 61,040ha • 60 sites in the Coongie Ramsar were assessed and 5 sites identified and prioritised for targeted Buffel grass surveys • 625 hectares of Rabbit warrens ripped

OFFICIAL

improving the condition of Great Artesian Basin springs and water-dependent ecosystems		removing the food source for cats and reducing the risk of quoll/cat interaction • Cat control in Marree in partnership with Outback Communities Authority
People and partnerships: First Nations partnerships supporting cross-cultural knowledge sharing and landscape management outcomes Supporting Landscape Groups to lead community action and education Raising awareness of the region's natural values and connecting people to nature Supporting community action to achieve land, water and coastal management outcomes	First Nations partnerships supported Community engaged in regional planning for the management of natural resources Landholder networks developed and supported Capacity building events delivered by Community Landscape Officers and Sustainable Agriculture Facilitator Grassroots grants delivered Volunteers supported	• 23 Landscape Group meetings across all 7 Landscape Districts • 24 landholder capacity building/extension delivered • 7 community education events delivered • 12 nature education events with schools and teacher professional development • 18 grassroots grants awarded 24/25 worth $143,102.72 • 3 Aboriginal Engagement workshops to build relationships with Traditional Owner groups • 1 Aboriginal Ranger forum hosted • 6 external events supported by the CLOs • 3 Kids On Country™ events supported • 4 ATO editions delivered/e-delivered to a maximum of 1,118 ATO subscribers • An increase of 726 Facebook followers and 92 Instagram followers •

OFFICIAL

Corporate performance summary

The Board's corporate, governance and administrative support services are provided by the Business Services Unit, reporting to the General Manager as per section 35 of *Landscape South Australia Act 2019.* Service Level Agreements (SLA) arrangements are in place with the Department for Environment and Water to provide additional corporate, governance and administrative support services, and Shared Services SA to provide services incorporating payroll, accounts payable, general accounting and taxation to the SA Arid Lands Landscape Board on a fee for service basis.

Board Meeting

A total of 6 board meetings were held during the 2024-25 financial year. period. The table below illustrates meetings that landscape board members have attended:

Board member	Aug	Oct	Dec	Feb	Apr	Jun	Meetings attended	% of Total
Douglas Lillecrapp	Yes	Yes	Yes	Yes	No	Yes	5/6	83.33%
Ellen Litchfield	Yes	No	Yes	Yes	Yes	No	4/6	66.67%
Sanchia Treloar	Yes	Yes	Yes	Yes	Yes	Yes	6/6	100%
Scott Michael	No	No	Yes	No	No	Yes	2/6	33.33%
Tim Flowers	Yes	Yes	Yes	N/A	N/A	N/A	3/3	100%
Kurt Tschirner	Yes	Yes	Yes	N/A	N/A	N/A	3/3	100%
Jodie Harris	Yes	Yes	Yes	Yes	Yes	Yes	6/6	100%
Mark Mayfield	N/A	N/A	N/A	N/A	Yes	Yes	2/2	100%
Chevahn Hoad	N/A	N/A	N/A	N/A	Yes	Yes	2/2	100%

Employment opportunity programs

Program name	Performance
Nil	The South Australian Arid Lands Landscape Board does not employ staff as per section 35 of *Landscape South Australia Act 2019.* Those staff who undertake the work of the Board are employed through the General Manager as the employing authority.

South Australian Arid Lands Landscape Board performance management and development systems

Performance management and development system	Performance
The Board maintains a register of attendance at meetings	There were 6 meetings held during 2024-25, with annual attendance of appointed members averaging 87.04 per cent. All meetings achieved a quorum attending.
Landscape board presiding member and board members	The Board undertakes annual performance reviews, including evaluation of its effectiveness and governance responsibilities.
The Board's Governance & Finance Committee	The Terms of reference were reviewed March 2025. The Subcommittee met 5 times in 2024-25.
The Board's Water Advisory Committee	The Terms of reference were reviewed March 2025. The Subcommittee met 5 out of 6 times in 2024-25 with 1 meeting not achieving a quorum.
Australian Government Performance Framework	Quarterly, six monthly and annual reporting requirements met for all Regional Land Partnership projects and core services
Landscape Priorities Fund	Six monthly, annual and acquittal reporting requirements met for Landscape Priorities Fund project grants.
General Manager and staff	Twice yearly reviews are conducted for the General Manager and all staff. 97% of the Performance Development Reviews were completed by the General Manager and staff for the 2024-25 financial year.

Work health, safety and return to work programs

The South Australian Arid Lands Landscape Board has adopted and implemented a range of safety policies and procedures to meet its requirements under the *Work Health and Safety Act (SA) 2012* and *Return to Work Act 2014* and meet whole of Government requirements.

An established Work Health and Safety Committee meets each month and reports are provided to the Board. The Committee comprises of a management representative and staff from each business unit.

The Work Health and Safety policies and procedures adopted by the Board are applicable and implemented for any contractors undertaking work for the Board.

Program name	**Performance**
Hazard and incident reporting	There were 5 hazards and incidents reported in GovSafety during 2024-25, an increase from 3 in 2023-24.

Workplace injury claims	Current year 2024-25	Past year 2023-24	% Change (+ / -)
Total new workplace injury claims	0	1	-1
Fatalities	0	0	0
Seriously injured workers*	0	0	0
Significant injuries (where lost time exceeds a working week, expressed as frequency rate per 1000 FTE)	0	0	0

**number of claimants assessed during the reporting period as having a whole person impairment of 30% or more under the Return to Work Act 2014 (Part 2 Division 5)*

Work health and safety regulations	Current year 2024-25	Past year 2023-24	% Change (+ / -)
Number of notifiable incidents (*Work Health and Safety Act 2012, Part 3)*	0	0	0
Number of provisional improvement, improvement and prohibition notices (*Work Health and Safety Act 2012 Sections 90, 191 and 195*)	0	0	0

Return to work costs**	Current year 2024-25	Past year 2023-24	% Change (+ / -)
Total gross workers compensation expenditure ($)	0	$1384	-$1384
Income support payments – gross ($)	0	0	0

***before third party recovery*

Data for previous years is available at: South Australian Arid Lands Landscape Board Annual Report 2023-24 - Dataset - data.sa.gov.au

Executive employment in the agency

Executive classification	Number of executives
The South Australian Arid Lands Landscape Board does not employ staff as per section 35 of the *Landscape South Australia Act 2019.* Those staff who undertake the work of the Board are employed through the General Manager as the employing authority.	0

Data for previous years is available at: South Australian Arid Lands Landscape Board Annual Report 2023-24 - Dataset - data.sa.gov.au

The Office of the Commissioner for Public Sector Employment has a workforce information page that provides further information on the breakdown of executive gender, salary and tenure by agency.

Financial performance

Financial performance at a glance

The financial performance and position as at 30 June 2025 are contained within the audited financial statements. Appendix: Audited financial statements 2024-25.

Under section 39(2) of the *Landscape South Australia Act 2019,* a regional landscape board must report on actual expenditure of amounts raised by levies against the Board's budget.

Levy expenditure against the South Australian Arid Lands Landscape Board budget

Revenue / Expenditure details	**2024-25 Budget $000s**	**2024-25 Actual $000s**
Revenue – water levies	$2 096	$2 201
Revenue – levies collected by local councils	$663	$663
Revenue – out of council	$287	$235
Total income raised by levies	$3 046	$3 100
*Actual expenditure on amounts raised by levies **		$3 599

**Expenditure includes carryover budget.*

The following is a brief summary of the overall financial position of the Board. The information is unaudited. For full audited financial statements refer to Appendix: Audited financial statements 2024-25.

Statement of Comprehensive Income	**2024-25 Budget $000s**	$8 411	$7	$8 418
Total Income		$7 407	$829	$6 578
Total Expense		**$1 004**	**$836**	**$1 840**
Net Result		**$1 004**	**$836**	**$1 840**
Total Comprehensive Result		$8 411	$7	$8 418

Statement of Financial Position	**2024-25 Budget $000s**	**2024-25 Actual $000s**	**Variation $000s**	**2023-24 Actual $000s**
Current assets	-	$7 013	$7	$7 006
Non-current assets	-	$26	-$160	$186
Total Assets	**-**	**$7 039**	**-$153**	**$7 192**
Current liabilities	-	$627	-$155	$782
Non-current liabilities	-	$440	-$41	$481
Total Liabilities	**-**	**$1 067**	**-$196**	**$1 263**
Net Assets	**-**	**$5 972**	**$43**	**$5 929**
Equity	**-**	**$7 661**	**-$987**	**$8 648**

The Board does not prepare a budget for the Statement of Financial Position.

Consultants disclosure

The following is a summary of external consultants that have been engaged by the board, the nature of work undertaken, and the actual payments made for the work undertaken during the financial year.

Consultant disclosures are not required to be reported by landscape boards as they are Tier 2 reporting entities and are not required to disclose consultants in their financial statements.

Consultancies with a contract value below $10,000 each

Consultancies	Purpose	$ Actual payment
Nil	N/A	$0

Consultancies with a contract value above $10,000 each

Consultancies	Purpose	$ Actual payment
Nil Report	N/A	$0
	Total	N/A

Data for previous years is available at South Australian Arid Lands Landscape Board Annual Report 2023-24 - Dataset - data.sa.gov.au

See also the Consolidated Financial Report of the Department of Treasury and Finance for total value of consultancy contracts across the South Australian Public Sector.

Contractors disclosure

The following is a summary of external contractors that have been engaged by the agency, the nature of work undertaken, and the actual payments made for work undertaken during the financial year.

Contractors with a contract value below $10,000

Contractors	Purpose	$ Actual payment
All contractors below $10,000 each - combined	Various	$364,455.66

Contractors with a contract value above $10,000 each

Contractors	Purpose	$ Actual payment
Arid Ecological Services	Fauna Survey	$27,022
Aust Genome Research Facility	Genomics Services	$15,000
Birdlife Australia Pty	National Engagement Coordination	$25,662
Contour Environmental & Agricultural Consulting Pty Ltd	Property Management Planning Neales Catchment Site Work	$41,323.83 $5,636.36
Department for Environment and Water	Water Meter Installation Compliance Watercourse Earthworks Threatened Plant Survey	$14,340 $36,548 $111,365.75 $15,259
Field System Aust Pty Ltd	Guest Speaker Soil Training	$3,820 $6,588.20
Foxdog Outfitters Pty Ltd	Pest Control	$56,635.37
Got a Bug Group Pty Ltd	Pest Control	$11,200
Helifarm Aerial Agriculture	Aerial Pest Control	$288,100
Kokatha Aboriginal Corporation	Monitoring Recovery of Quolls on Kokatha Country	$68,031.83
LCS Maintenance (SA)	Weed Control	$108,414.37
Lucinda Morphett	Event Planning	$28,583.64

Contractors	Purpose	$ Actual payment
Mulloon Consulting Pty Ltd	Landscape Rehydration Workshops	$24,803
Primary Industries and Regions	Professional Wild Dog Trapper	$18,750
	Coongie Lakes Monitoring	$26,462.60
Saskia Gerhardy	Plains-wanderer Project Officer	$35,953
Sevenseas Creative Australia	Kangaroo Partnerships Coordinator	$109,450
University of Tasmania	Pest Control	$13,300
Wrights Air Pty ltd	Aerial Pest Control	$21,258.61
	Total	$1,113,507.56

**Non-disclosure of contractor names approved by General Manager*

Data for previous years is available at: South Australian Arid Lands Landscape Board Annual Report 2023-24 - Dataset - data.sa.gov.au

The details of South Australian Government-awarded contracts for goods, services, and works are displayed on the SA Tenders and Contracts website. View the agency list of contracts.

The website also provides details of across government contracts.

Other financial information

Under section 27(3) and section 28(6) of the *Landscape South Australia Act 2019* the South Australian Arid Landscape Board must provide a report on funding support provided to community groups, industry, state and local government, land owners and individuals for various projects and programs aligned to the Regional Landscape Plan, including grants provided under the Grassroots Grants Program.

During 2024-25, the board provided $137,659 from the Grassroots Grants Program to the following:

- Local Government $0
- Volunteer groups and NGOs $73,598
- First Nations $2,705
- Schools $26,331
- Other $35,025

During 2024-25, the board provided $164,438 in other funding and grants to the following:

- Local Government $0
- Volunteer groups and NGOs $0
- First Nations $96,000
- Landholders $9,760
- South Australian Universities $0
- Other $58,678

Landscape Groups

The South Australian Arid Lands Landscape Board has seven Landscape Groups that cover the Gawler Ranges, Kingoonya, Marree-Innamincka, Marla-Oodnadatta, North East Pastoral, North Flinders and Port Augusta-Quorn districts.

Gawler Ranges Landscape Group

Membership of the Gawler Ranges Landscape Group during 2024-25 was:

Kate Greenfield (Chair)
Amanda Michael
Karl Wurst
Scott Michael (Board Representative)
Wayne Wadsworth
Nick Pritchard
Lesley Koch

Meetings: A total of four group meetings were held during the 2024-25 financial year.

The table below illustrates meeting attendance

Member	Meetings not attended	Reason for non-attendance
Kate Greenfield (chair)	2	Conflicting activities
Amanda Michael	1	Conflicting activities
Wayne Wadsworth	0	
Lesley Koch	1	Conflicting activities
Nick Pritchard	4	Resigned August 2024
Karl Wurst	1	Conflicting activities

Achievements and activities:

- Volunteers at Wilkatana - Pepper Tree Cull along Depot Creek
- FRRR Kids and Family Day - "Golf and Get Together' at Moongi (near Buckleboo)
- Plant Propagation and Bird Workshop in Iron Knob
- Release and distribution of Nadine Brown's *Planting Local* booklet
- Continued cactus control with cochineal throughout district
- FRRR Family Fun Day in Iron Knob

Presentations organised by the group:

- Juanita Chester – DIT update
- Kangaroo Partnerships Program - Cassia Paragnani
- Rangeland Goat Management - Alex Scattergood
- Plains Wanderer Update - Declan Morris
- Carbon Farming Outreach Program - Jade Leyden

Kingoonya Landscape Group

Membership of the Kingoonya Landscape Group during 2024-25 was:

Leila Day (Chair)
Conan Fahey
Nathan Manders
Kurt Tschirner (Board representative)
Dylan Maidment
Tina Law
Aaron Thomas

Meetings: A total of three group meetings were held during the 2024-25 financial year.

The table below illustrates meeting attendance:

Member	Meetings not attended	Reason for non-attendance
Lelia Day	0	
Conan Fahey	0	
Nathan Manders	0	
Dylan Maidment	2	Other commitments
Aaron Thomas	1	Other commitments
Tina Law	1	Other commitments

Achievements and activities:

- Landscape Rehydration course with the Mulloon Institute, Kingoonya
- Sponsorship of Arid Recovery Open Day
- Cactus education materials and Cochineal deployment, Glendambo and Bulgunnia
- Rangelands conference Bursary
- Plant Local booklet distribution
- Planting list for Woomera Area School garden

Meeting Guest Speakers

- Troy Bowman – State Buffel Update
- Jade Leyden – SAAL Carbon Farming Program
- Megan Willis, SARDI- Virtual Fencing
- Cassia Paragnani – Kangaroo Partnership Project
- Andrea Tschirner – Sustainable Ag Project
- Alex Scattergood – Statewide Goat Coordinator/Project Update

Marla-Oodnadatta Landscape Group

Membership of the Marla-Oodnadatta Landscape Group during 2024-25 was:
Francesca Fennel (Chair)
Donnagh Clark
Roger Boland
Margaret Mackay
Paul Quinn
Shontelle Lennon
Christine Lennon
Ned Ryan-Schofield
Corrina Clark
Douglas Lillecrapp (Board representative)
Ellen Litchfield (Board proxy)

Meetings: A total of four group meeting was held during the 2024-25 financial year.

The table below illustrates meeting attendance:

Member	Meetings not attended	Reason for non-attendance
Francesca Fennel	3	Other commitments
Roger Boland	2	Other commitments/resigned
Margaret Mackay	3	Other commitments/resigned
Paul Quinn	0	
Christine Lennon	3	Other commitments
Shontelle Lennon	3	Other commitments
Donnagh Clarke	0	
Corinna Clark	2	Other commitments
Ned Ryan-Schofield	1	Resigned

Achievements and activities:

- Sponsorship of Bugs and Slugs education sessions at Kanku-Breakaways Bolt Marathon
- Reprint of String of Springs
- Rangelands Conference Bursary
- Central Australian Pastoral Networking Dinner
- Oodnadatta Family Day

Meeting Guest Speakers

- Troy Bowman – Buffel grass update in the district.
- Jade Leyden – SAAL Carbon Farming Program
- Cassia Paragnani – Kangaroo Partnership Project
- Andrea Tschirner – Sustainable Ag Project
- Juanita Chester – Department of Transport, Outback Roads update

- Elisa Sparrow – SAAL Ecology Update
- Sally Thomas – Outback Community Authority, Community Partnerships Officer

Marree-Innamincka Landscape Group

Membership of the Marree-Innamincka Landscape Group during 2024-25 was:

Josh Haynes (Chair)
Frank Warren
Craig Oldfield
Jayne-Marie Barnes
Douglas Lillecrapp (Board representative)
Lisa Edwards
Lyn Litchfield
Mark Mayfield

Meetings: A total of four group meetings were held during the 2024-25 financial year. The table below illustrates meeting attendance:

Member	Meetings not attended	Reason for non-attendance
Josh Haynes	1	Personal Illness
Douglas Lillecrapp	4	Other commitments
Craig Oldfield	2	Other commitments – flooding event
Frank Warren	2	Work commitments with Dieri
Jayne-Marie Barns	3	Personal illness – land locked with flooding
Lisa Edwards	2	Personal illness – Moved to Adelaide
Lyn Litchfield	1	Personal illness
Mark Mayfield	3	Moved to SAAL Landscape Board

Achievements and activities:

- Greater Tracks app for Marree Innamincka district.
- Continuing to carry out group priorities/district plan.
- Family and Nature Day at Innamincka supported by Innamincka Progress Association. SAAL delivered support and Plant Propagation Workshop Partnered with National Parks and Wildlife and volunteers to assist with feral cat trapping at Innamincka
- Assisted with face paint for events such as Marree Camel Cup
- Assisted with radio tracking and survey equipment as part of children's environmental education programs across the region, including school visits and Kids on Country events for youth aspiring to careers in conservation

North East Pastoral Landscape Group

Membership of the North East Pastoral Landscape Group during 2024-25 was:

Richard Williams (Chair)
Mark Duncan-Tiver
Caitlin Duncan-Tiver
Brenton Miller
Nick Rasheed
Tim Zwiersen
Sanchia Treloar (Board representative)

Meetings: A total of four group meetings were held during the 2024-25 financial year. The table below illustrates meeting attendance:

Member	Meetings not attended	Reason for non-attendance
Richard Williams	1	Conflicting Activity
Mark Duncan-Tiver	1	Conflicting Activity
Caitlin Duncan-Tiver	1	Conflicting Activity
Nick Rasheed	2	Conflicting Activity
Brenton Miller	1	Conflicting Activity
Tim Zwiersen	2	Conflicting Activity
Sanchia Treloar	3	Conflicting Activity

This table also reflects the combined group meeting with Marree-Innamimka in Arkaroola

Achievements and activities:

- The group hosted:
    1. Landscape Rehydration Workshop at Mount Victor
    2. ChemCert accreditation in Mannahill
    3. First combined group meeting with MI
- North East Pastoral articles in the North East News
- Top 10 Travel Tips signs purchased

North Flinders Landscape Group

Membership of the North Flinders Landscape Group during 2024-25 was:

Mija Reynolds (Chair)

Alison Nunan

Chris Ferguson

Gini Lee

Glenys Aird (Proxy)

Mopsy Daniels

Reg Wilton

Theres Bertram

Kurt Tschirner (Board representative)

Meetings: A total of four group meetings were held during the 2024-25 financial year. The table below illustrates meeting attendance:

Member	Meetings not attended	Reason for non-attendance
Mija Reynolds (chair)	2	Illness and other commitment
Alison Nunan	0	
Chris Ferguson	0	
Gini Lee	0	
Glenys Aird (Proxy)	2	Proxy
Mopsy Daniels	0	
Reg Wilton	0	
Theres Bertram	0	

Achievements and activities:

- Received presentations on world heritage nomination, Kangaroo Partnerships Program, SA Water
- 'An Evening at Mount Little' was held at Mount Little Station with 'Are You Bogged Mate?' and 'Bugs n Slugs' at the event
- The ABC filmed our work on Cochineal as part of a new documentary series
- Continued promotion of Top 10 Travel Tips
- Held Plant propagation workshop in Hawker
- Purchased RHDV K5 for landholders

Port Augusta-Quorn Landscape Group

The Port Augusta – Quorn Landscape Group has continued with regular meetings held alternatively between Port Augusta and Quorn and one joint meeting with the Gawler Ranges Landscape Group

Membership of the Port Augusta-Quorn Landscape Group during 2024-25 was:

Renata Hackett (Chair)
Francene O'Connor
Kym Thomas
Pauline Zanet
Kurt Tschirner (Board representative)
Jeff Bowey
Rebecca Buono
Richie Paynter

Meetings: A total of four group meetings were held during the 2024-25 financial year. The table below illustrates meeting attendance:

Member	Meetings not attended	Reason for non-attendance
Renata Hackett	1	Conflicting activity
Francene O'Connor	2	Conflicting activities
Kym Thomas	2	Conflicting activities
Jeff Bowey	0	
Richie Paynter	0	
Rebecca Buono	1	Conflicting activity

Achievements and activities:

- Propagation Workshop in Quorn at Spirit of the Flinders. Materials given out to participants to follow their learning at home.
- Growing Native Gardens project. Plants for schools and community groups. Children, Nature and Play Week. School incursions, PD and site visits. Free sessions on Nature Play for 3-5 year olds. Free teacher PD session.
- International Rangelands Congress with bus tours visiting the Arid Lands today. Co-contributed by Pastoral Board and Drought Hub.
- Boards Plan reviewed by group.
- Grassroots Grants – 5 applications from our district.

Risk management

Risk and audit at a glance

The Governance and Finance Committee is an advisory committee to the Board that has oversight of the board's governance, financial and risk management (including the safety, health and wellbeing of employees), and ensuring the board meets its statutory, legislative and administrative obligations, particularly with respect to audit and finance matters.

Fraud detected in the Board

Category/nature of fraud	Number of instances
There were no instances of fraud detected in the activities undertaken by the South Australian Arid Lands Landscape Board in this reporting period 2024-25	0

NB: Fraud reported includes actual and reasonably suspected incidents of fraud.

Strategies implemented to control and prevent fraud

The Board has adopted the Fraud and Corruption Control Policy: South Australian Public Sector which sets out the control measures for preventing fraud and the mechanisms for reporting and investigation. The following is a summary of fraud prevention activities currently in place:

- The Governance and Finance Committee has oversight to ensure the adopted DEW framework is adhered to through established internal controls.
- An internal audit program of business systems is conducted annually, including a peer review.
- All employees have completed the Department of the Premier and Cabinet 'Code of Ethics Awareness' program.
- Employment screening upon employment and at regular intervals.
- The Governance and Finance Committee endorsed the Risk Management Policy and Framework prior to Board approval.

Data for previous years is available at: South Australian Arid Lands Landscape Board Annual Report 2023-24 - Dataset - data.sa.gov.au

Public interest disclosure

There have been nil occasions on which public interest information has been disclosed to a responsible officer of the agency under the *Public Interest Disclosure Act 2018:*

Insert zero or number

Data for previous years is available at: South Australian Arid Lands Landscape Board Annual Report 2023-24 - Dataset - data.sa.gov.au

Note: Disclosure of public interest information was previously reported under the *Whistleblowers Protection Act 1993* and repealed by the *Public Interest Disclosure Act 2018* on 1/7/2019.

Reporting required under any other act or regulation

Act or Regulation	Requirement
Landscape South Australia (General) Regulations 2020	8(c) The persons or bodies to whom or to which the board has delegated functions or powers under section 37 of the Act, and the nature of the functions or powers delegated to each person or body
Planning, Development and Infrastructure (General) Regulations 2017	Schedule 9, Item 12 - Activities that would otherwise require permit under Landscape South Australia Act 2019 that may impact on water resources Development that – (a) – i. Is in the Prescribed Surface Water Area Overlay, Prescribed Watercourses Overlay or Prescribed Water Resources Overlay under the Planning and Design Code; or ii. relates to a dam; or iii. relates to commercial forestry; and (b) is specified by the Planning and Design Code as development of a class to which this item applies. The South Australian Arid Lands Landscape Board did not receive any mandatory development assessment referrals during this reporting period.

The Board has approved financial delegations in accordance with Treasurer's Instruction 8 - Financial Authorisations

The persons or bodies to whom or to which the Board has delegated functions or powers under section 37 of the *Landscape South Australia Act 2019*, and the nature of the functions or powers delegated to each person or body as per section 8(c) of the *Landscape South Australia (General) Regulations 2020* appears in the following table.

Position	Position Number	Procurement	Fleet	People Management	Contract Execution Purchase Cards	Contract Execution	Landscape SA Compliance	Procurement - Contract Pre-Approval - Payment & Disbursement
Presiding Member - SA Arid Lands	P25929	✓		✓	✓	✓		
General Manager	P32344	✓	✓	✓	✓	✓	✓	✓
Manager, Partnerships and Engagement	P25982	✓	✓	✓	✓	✓		✓
Community Landscape Officer	P25981				✓			✓
Community Landscape Officer	P39284				✓			✓
Community Landscape Officer	P25988				✓			✓
Community Landscape Officer	P25989				✓			✓
Community Landscape Officer	P33429				✓			✓
Community Landscape Officer	P50237				✓			✓
Senior Sustainable Land Management Coordinator	P54925			✓	✓			✓
Sustainable Agriculture Facilitator	P25986				✓			✓
Carbon Outreach Officer	P54454				✓			✓
Soils and Ag Adoption Officer	P53437				✓			✓
Planning Monitoring & Evaluation Officer	P25978				✓			✓
Communications Support Project Officer	P25990				✓			✓
Manager, Landscape Operations	P46446	✓	✓	✓	✓	✓	✓	✓
Senior Biosecurity Officer	P44204			✓	✓			✓
Biosecurity Officer	P25993				✓			✓
Biosecurity Officer	P25991				✓			✓
Landscape Field Officer	P58942				✓			✓
Senior Community Ecologist	P49766			✓	✓			✓
Community Ecologist	P50509				✓			✓
Landscape Field Officer	P34773				✓			✓
Senior Water Resource Officer	P25983			✓	✓			✓
Water Project Officer	P42717				✓			✓
Water Project Officer	P25979				✓			✓
GIS Officer	P25976				✓			✓
Manager, Business Services	P26256	✓	✓	✓	✓	✓		✓
Administration Officer	P26257		✓		✓			✓
Executive Officer	P26255				✓			✓
Office Coordinator	P46886		✓	✓	✓			✓
Senior Finance Officer	P26258				✓			✓

In addition to the financial delegations, the General Manager has been delegated to exercise certain powers and functions of the board under the Landscape South Australia Act 2019, as prescribed by the relevant Instrument of Delegation.

Act or Regulation	**Requirement**
Landscape South Australia (General) Regulations 2020	8(d) a report on any functions assigned to the board by the Minister

The Minister did not assign any functions to the South Australian Arid Lands Landscape Board during 2024-25.

Public complaints

Number of public complaints reported

Complaint categories	Sub-categories	Example	Number of Complaints 2024-25
Professional behaviour	Staff attitude	Failure to demonstrate values such as empathy, respect, fairness, courtesy, extra mile; cultural competency	0
Professional behaviour	Staff competency	Failure to action service request; poorly informed decisions; incorrect or incomplete service provided	0
Professional behaviour	Staff knowledge	Lack of service specific knowledge; incomplete or out-of-date knowledge	0
Communication	Communication quality	Inadequate, delayed or absent communication with customer	0
Communication	Confidentiality	Customer's confidentiality or privacy not respected; information shared incorrectly	0
Service delivery	Systems/technology	System offline; inaccessible to customer; incorrect result/information provided; poor system design	0
Service delivery	Access to services	Service difficult to find; location poor; facilities/ environment poor standard; not accessible to customers with disabilities	0
Service delivery	Process	Processing error; incorrect process used; delay in processing application; process not customer responsive	0
Policy	Policy application	Incorrect policy interpretation; incorrect policy applied; conflicting policy advice given	0
Policy	Policy content	Policy content difficult to understand; policy unreasonable or disadvantages customer	0

Complaint categories	Sub-categories	Example	Number of Complaints 2024-25
Service quality	Information	Incorrect, incomplete, out-dated or inadequate information; not fit for purpose	0
Service quality	Access to information	Information difficult to understand, hard to find or difficult to use; not plain English	0
Service quality	Timeliness	Lack of staff punctuality; excessive waiting times (outside of service standard); timelines not met	0
Service quality	Safety	Maintenance; personal or family safety; duty of care not shown; poor security service/ premises; poor cleanliness	0
Service quality	Service responsiveness	Service design doesn't meet customer needs; poor service fit with customer expectations	0
No case to answer	No case to answer	Third party; customer misunderstanding; redirected to another agency; insufficient information to investigate	0
		Total	0

Additional Metrics	Total
Number of positive feedback comments	0
Number of negative feedback comments	0
Total number of feedback comments	0
% complaints resolved within policy timeframes	100%

Data for previous years is available at: South Australian Arid Lands Landscape Board Annual Report 2023-24 - Dataset - data.sa.gov.au

Service Improvements

In line with PC039 *Complaint Management in the South Australian Public Sector*, agencies are required to assess and monitor the performance of their complaint management system annually; identifying any trends, measuring customer service quality and make service improvements. The Board maintains a Complaints Register however did not receive any complaints during the 2024-25 financial year.

The South Australian Arid Lands Landscape Board and its sub committees and Landscape Groups regularly engage with community to seek feedback and suggestions to improve service delivery.

Staff engaged by the General Manager are actively encouraged to share innovative ideas (based on personal or community suggestions) to improve service delivery.

Compliance Statement

South Australian Arid Lands Landscape Board is compliant with Premier and Cabinet Circular 039 – complaint management in the South Australian public sector	Y
South Australian Arid Lands Landscape Board has communicated the content of PC 039 and the agency's related complaints policies and procedures to employees.	Y

Appendix: Audited financial statements 2024-25

Government of South Australia
Audit Office of South Australia

Our ref: A25/044

Level 9
State Administration Centre
200 Victoria Square
Adelaide SA 5000
Tel +618 8226 9640
ABN 53 327 061 410
enquiries@audit.sa.gov.au
www.audit.sa.gov.au

Mr D Lillecrapp
Presiding Member
South Australian Arid Lands Landscape Board
email: saal.landscapeboard@sa.gov.au

Dear Mr Lillecrapp

Audit of the South Australian Arid Lands Landscape Board for the year to 30 June 2025

We have completed the audit of your accounts for the year ended 30 June 2025. Two key outcomes from the audit are the:

1 Independent Auditor's Report on your agency's financial report
2 audit management letters.

1 Independent Auditor's Report

We are returning the financial report for the South Australian Arid Lands Landscape Board, with the Independent Auditor's Report. This report is unmodified.

The *Public Finance and Audit Act 1987* allows me to publish documents on the Audit Office of South Australia website. The enclosed Independent Auditor's Report and accompanying financial report will be published on that website on Tuesday 9 December 2025.

2 Audit management letters

As the audit did not identify any significant matters requiring management attention, we will not issue any audit management letters.

What the audit covered

Our audits meet statutory audit responsibilities under the *Public Finance and Audit Act 1987* and the Australian Auditing Standards.

Our audit covered the principal areas of the agency's financial operations and included test reviews of systems, processes, internal controls and financial transactions. Some notable areas were:

- revenue
- employee related expenses
- receivables
- accounts payable
- cash
- financial accounting – general ledger.

I would like to thank the staff and management of your agency for their assistance during this year's audit.

Yours sincerely



Daniel O'Donohue
Deputy Auditor-General

28 November 2025

enc

INDEPENDENT AUDITOR'S REPORT

Government of South Australia
Audit Office of South Australia

Level 9
State Administration Centre
200 Victoria Square
Adelaide SA 5000

Tel +618 8226 9640

ABN 53 327 061 410

enquiries@audit.sa.gov.au
www.audit.sa.gov.au

To the Presiding Member
South Australian Arid Lands Landscape Board

Opinion

I have audited the financial report of the South Australian Arid Lands Landscape Board (the Board) for the financial year ended 30 June 2025.

In my opinion, the accompanying financial report gives a true and fair view of the financial position of the Board as at 30 June 2025, its financial performance and its cash flows for the year then ended in accordance with relevant Treasurer's Instructions issued under the provisions of the *Public Finance and Audit Act 1987* and Australian Accounting Standards – Simplified Disclosures.

The financial report comprises:

- a Statement of Comprehensive Income for the year ended 30 June 2025
- a Statement of Financial Position as at 30 June 2025
- a Statement of Changes in Equity for the year ended 30 June 2025
- a Statement of Cash Flows for the year ended 30 June 2025
- notes, comprising material accounting policy information and other explanatory information
- a Certificate from the Presiding Member and the General Manager.

Basis for opinion

I conducted the audit in accordance with the *Public Finance and Audit Act 1987* and Australian Auditing Standards. My responsibilities under those standards are further described in the 'Auditor's responsibilities for the audit of the financial report' section of my report. I am independent of the Board. The *Public Finance and Audit Act 1987* establishes the independence of the Auditor-General. In conducting the audit, the relevant ethical requirements of APES 110 *Code of Ethics for Professional Accountants (including Independence Standards)* have been met.

I believe that the audit evidence I have obtained is sufficient and appropriate to provide a basis for my opinion.

Responsibilities of the General Manager and the Board for the financial report

The General Manager is responsible for the preparation of the financial report that gives a true and fair view in accordance with relevant Treasurer's Instructions issued under the provisions of the *Public Finance and Audit Act 1987* and the Australian Accounting Standards – Simplified Disclosures, and for such internal control as management determines is necessary to enable the preparation of the financial report that gives a true and fair view and is free from material misstatement, whether due to fraud or error.

In preparing the financial report, the General Manager is responsible for assessing the entity's ability to continue as a going concern, disclosing, as applicable, matters related to going concern and using the going concern basis of accounting, unless the assessment indicates that it is not appropriate.

The Board is responsible for overseeing the entity's financial reporting process.

Auditor's responsibilities for the audit of the financial report

As required by section 31(1)(b) of the *Public Finance and Audit Act 1987* and section 38(2) of the *Landscape South Australia Act 2019*, I have audited the financial report of the Board for the financial year ended 30 June 2025.

My objectives are to obtain reasonable assurance about whether the financial report as a whole is free from material misstatement, whether due to fraud or error, and to issue an auditor's report that includes my opinion. Reasonable assurance is a high level of assurance, but is not a guarantee that an audit conducted in accordance with Australian Auditing Standards will always detect a material misstatement when it exists. Misstatements can arise from fraud or error and are considered material if, individually or in the aggregate, they could reasonably be expected to influence the economic decisions of users taken on the basis of this financial report.

As part of an audit in accordance with Australian Auditing Standards, I exercise professional judgement and maintain professional scepticism throughout the audit. I also:

- identify and assess the risks of material misstatement of the financial report, whether due to fraud or error, design and perform audit procedures responsive to those risks, and obtain audit evidence that is sufficient and appropriate to provide a basis for my opinion. The risk of not detecting a material misstatement resulting from fraud is higher than for one resulting from error, as fraud may involve collusion, forgery, intentional omissions, misrepresentations, or the override of internal control

- obtain an understanding of internal control relevant to the audit in order to design audit procedures that are appropriate in the circumstances, but not for the purpose of expressing an opinion on the effectiveness of the Board's internal control
- evaluate the appropriateness of accounting policies used and the reasonableness of accounting estimates and related disclosures made by the General Manager
- conclude on the appropriateness of the General Manager's use of the going concern basis of accounting and, based on the audit evidence obtained, whether a material uncertainty exists related to events or conditions that may cast significant doubt on the entity's ability to continue as a going concern. If I conclude that a material uncertainty exists, I am required to draw attention in my auditor's report to the related disclosures in the financial report or, if such disclosures are inadequate, to modify the opinion. My conclusion is based on the audit evidence obtained up to the date of the auditor's report. However, future events or conditions may cause an entity to cease to continue as a going concern
- evaluate the overall presentation, structure and content of the financial report, including the disclosures, and whether the financial report represents the underlying transactions and events in a manner that achieves fair presentation

My report refers only to the financial report described above and does not provide assurance over the integrity of electronic publication by the entity on any website nor does it provide an opinion on other information which may have been hyperlinked to/from the report.

I communicate with the Presiding Member and General Manager about, among other matters, the planned scope and timing of the audit and significant audit findings, including any significant deficiencies in internal control that I identify during the audit.



Daniel O'Donohue
Deputy Auditor-General

28 November 2025

OFFICIAL

South Australian Arid Lands Landscape Board

Financial Statements

For the year ended 30 June 2025

OFFICIAL

South Australian Arid Lands Landscape Board
Certification of the Financial Statements
for the year ending 30 June 2025

We certify that the:

- financial statements for the South Australian Arid Lands Landscape Board (the Board):
  - are in accordance with the accounts and records of the Board;
  - comply with relevant Treasurer's Instructions;
  - comply with relevant accounting standards; and
  - present a true and fair view of the financial position of the Board at the end of the financial year and the result of its operation and cash flows for the financial year.
- internal controls employed by the Board for the financial year over its financial reporting and its preparation of financial statements have been effective.



Douglas Lillecrapp
Presiding Member
28 November 2025



Jodie Gregg-Smith
General Manager
South Australian Arid Lands Landscape Board
28 November 2025

OFFICIAL

South Australian Arid Lands Landscape Board
Statement of Comprehensive Income
for the year ending 30 June 2025

Statement of Comprehensive Income

	Note	2025 $'000	2024 $'000
Income			
Landscape and water levies	3.1	3 099	2 963
Grants and subsidies	3.2	3 517	3 400
Intra-government transfers	3.3	1 342	542
Interest revenues		259	246
Other income	3.4	194	97
Total income		**8 411**	**7 248**
Expenses			
Employee related expenses	4.1	3 588	3 155
Supplies and services	4.2	3 313	3 073
Grants and subsidies	4.3	424	267
Intra-government transfers	3.3	932	-
Depreciation	5.4	56	32
Borrowing costs	6.2	7	3
Other expenses	4.4	49	48
Total expenses		**8 369**	**6 578**
Net result		**42**	**670**
Total comprehensive result		**42**	**670**

The accompanying notes form part of these financial statements. The net result and total comprehensive result are attributable to the SA Government as owner.

OFFICIAL

South Australian Arid Lands Landscape Board
Statement of Financial Position
as at 30 June 2025

Statement of Financial Position

	Note	2025 $'000	2024 $'000
Current assets			
Cash and cash equivalents	5.1	6 236	5 704
Receivables	5.2	777	1 302
Total current assets		**7 013**	**7 006**
Non-current assets			
Property, plant and equipment	5.4	26	186
Receivables	5.2	1	1
Total non-current assets		**27**	**187**
Total assets		**7 040**	**7 193**
Current liabilities			
Payables	6.1	313	486
Other financial liabilities	6.2	-	42
Employee related liabilities	6.3	309	250
Provisions	6.4	6	4
Total current liabilities		**628**	**782**
Non-current liabilities			
Other financial liabilities	6.2	-	112
Employee related liabilities	6.3	411	341
Provisions	6.4	29	28
Total non-current liabilities		**440**	**481**
Total liabilities		**1 068**	**1 263**
Net assets		**5 972**	**5 930**
Equity			
Retained earnings		5 972	5 930
Total equity		**5 972**	**5 930**

The accompanying notes form part of these financial statements. The total equity is attributable to the SA Government as owner.

OFFICIAL

South Australian Arid Lands Landscape Board
Statement of Changes in Equity
for the year ended 30 June 2025

Statement of Changes in Equity

	Retained earnings $'000	Total equity $'000
Balance at 1 July 2023	**5 260**	**5 260**
Net result for 2023-24	670	670
Total comprehensive result for 2023-24	**670**	**670**
Balance at 30 June 2024	**5 930**	**5 930**
Net result for 2024-25	42	42
Total comprehensive result for 2024-25	**5 972**	**5 972**
Balance at 30 June 2025	**5 972**	**5 972**

The accompanying notes form part of these financial statements. All changes in equity are attributable to the SA Government as owner.

OFFICIAL

South Australian Arid Lands Landscape Board
Statement of Cash Flows
for the year ended 30 June 2025

Statement of Cash Flows

	Note	2025 $'000	2024 $'000
Cash flows from operating activities			
Cash inflows			
Landscape and water levies		3 105	4 047
Grants		4 189	2 470
Intra-government transfers		410	542
Interest received		260	242
Other receipts		201	104
Net GST recovered from DEW		134	-
Cash outflows			
Employee related payments		(3 467)	(3 081)
Payments for supplies and services		(3 769)	(3 082)
Payments of grants and subsidies		(424)	(267)
Interest paid		(7)	(3)
Net GST paid to DEW		-	(3)
Other payments		(53)	(53)
Net cash from operating activities		**579**	**916**
Cash flows from financing activities			
Cash inflows			
Receipt of working capital		932	-
Cash outflows			
Repayment of working capital		(932)	-
Repayment of leases		(47)	(21)
Net cash used in financing activities		**(47)**	**(21)**
Net increase in cash and cash equivalents		**532**	**895**
Cash and cash equivalents at the beginning of the period		5 704	4 809
Cash and cash equivalents at the end of the period	5.1	**6 236**	**5 704**

The accompanying notes form part of these financial statements.

OFFICIAL

1. About the South Australian Arid Lands Landscape Board

The South Australian Arid Lands Landscape Board (the Board) is a body corporate of the State of South Australia, established pursuant to the *Landscape South Australia Act 2019* (the Landscape Act). The Board is a not-for-profit entity.

The SA Arid Lands Strategic Landscape Plan 2021-2026 was approved by the Minister for Climate, Environment and Water in July 2021. The Board operates under a Business Plan which aligns to the Landscape Plan. The SA Arid Lands Business Plan 2024-25 identifies the Board's revenue and investment in priorities for management of landscapes in the region as detailed in note 1.2.

In 2023, the Board entered into a three-year Service Level Agreement (SLA) with the Department for Environment and Water (DEW) from 1 July 2023 to 30 June 2026. This facilitated the delivery of agreed corporate support services to the Board during 2024-25 to enable it to meet its governance and financial management statutory requirements in delivering its business.

The financial statements and accompanying notes include all the controlled activities of the Board.

1.1. Basis of preparation

These financial statements are general purpose financial statements prepared in accordance with:

- section 23 of the *Public Finance and Audit Act 1987*;
- Treasurer's Instructions and Accounting Policy Statements issued by the Treasurer under the *Public Finance and Audit Act 1987*; and
- relevant Australian Accounting Standards applying simplified disclosures.

The financial statements have been prepared based on a 12 month period and presented in Australian currency. All amounts in the financial statements and accompanying notes have been rounded to the nearest thousand dollars ($'000). The historical cost convention is used unless a different measurement basis is specifically disclosed in the note associated with the item measured.

Assets that are to be sold, consumed or realised as part of the normal operating cycle have been classified as current assets. Liabilities that are due to be settled within 12 months after the end of the reporting period or for which the Board has no right to defer the settlement for at least 12 months after the end of the reporting period are classified as current liabilities. All other assets and liabilities are classified as non-current.

Income, expenses and assets are recognised net of the amount of GST except:

- when the GST incurred on a purchase of goods or services is not recoverable from the Australian Taxation Office (ATO), in which case GST is recognised as part of the cost of acquisition of the asset or as part of the expense item applicable; and
- receivables and payables, which are stated with the amount of GST included.

The Board is grouped with DEW for GST purposes, and accordingly DEW prepares the Business Activity Statement on behalf of the Board via the grouping provisions of the GST legislation. Notwithstanding the use of these grouping provisions, intercompany cash alignment occurs to ensure the Board either recovers the net amount of GST recoverable from or disburses the amount payable to the ATO from DEW. The net amount of GST recoverable from, or payable to, the ATO is reflected as a part of receivables or payables in the Statement of Financial Position as at 30 June.

Cash flows are included in the Statement of Cash Flows on a gross basis and the GST component of cash flows arising from investing and financing activities, which is recoverable from, or payable to, the ATO is classified as part of operating cash flows.

1.2. Objectives and priorities

Board objectives

The functions of the Board under Section 25(1) of the Landscape Act include to:

a) undertake and promote the management of natural resources within its region;

b) prepare a regional landscape plan and water allocation plans, landscapes affecting activities control policies and water affecting activities control policies; and

c) promote public awareness and understanding of the importance of integrated and sustainable natural resources management within its region.

Board priorities

In discharging its functions under the Landscape Act, the Board delivers the following priorities, as outlined in the SA Arid Lands Business Plan for 2024-25:

Climate Resilient Region

- Ensuring climate risk is embedded in all Board business.
- Providing land managers with the knowledge and skills they need to mitigate and adapt to climate change.
- Exploring adaptation pathways to ensure communities are climate resilient.

Sustainable Land Management

- Effective pest plant and animal control protecting production systems.
- Addressing the threat of excessive total grazing pressure.
- Building land managers' capacity in adaptive agriculture, best practice land management and rehabilitation.

Water Management

- Planning, research & leveraging infrastructure investment to support the judicious use of groundwater.
- Maintaining hydrogeology to protect Great Artesian Basin springs and groundwater-dependent ecosystems.
- Understanding and managing surface water systems including the Lake Eyre Basin.

Protecting and Enhancing Biodiversity

- Managing key threats to protect natural values.
- Taking action for threatened species and ecosystem recovery.
- Maintaining and improving the condition of Great Artesian Basin springs and water-dependent ecosystems.

People and Partnerships

- First Nations partnerships supporting cross-cultural knowledge sharing and landscape management outcomes.
- Supporting Landscape Groups to lead community action and education.
- Raising awareness of the region's natural values and connecting people to nature.
- Supporting community action to achieve land, water and coastal management outcome.

The Board invests in and delivers a suite of programs across the region to achieve these priorities and focus areas.

The table on the following page presents income and expense attributable to each priority. Revenues and expenses are allocated to priorities where these amounts can be tied directly to that priority area. Where this is not the case, the amounts are allocated based on a budget allocation per the Board's 2024-25 business plan.

South Australian Arid Lands Landscape Board
Notes to and forming part of the financial statements
For the year ended 30 June 2025

1.2 Objectives and priorities (continued)

Income and expenses by priorities

	Climate Resilient Region		Sustainable Land Management		Water Management		Protecting and Enhancing Biodiversity		People and Partnerships		Total	
	2025 $'000	2024 $'000	2025 $'000	2024 $'000	2025 $'000	2024 $'000	2025 $'000	2024 $'000	2025 $'000	2024 $'000	2025 $'000	2024 $'000
Income												
Landscape and water levies	37	75	795	574	662	747	416	428	1 189	1 139	**3 099**	**2 963**
Grants and subsidies	135	272	1 874	1 313	125	92	1 014	1 557	369	166	**3 517**	**3 400**
Intra-government transfers	193	13	290	50	216	198	238	73	405	208	**1 342**	**542**
Interest revenues	7	-	105	-	30	34	52	73	65	139	**259**	**246**
Other income	3	-	165	69	4	9	11	5	11	14	**194**	**97**
Total income	**375**	**360**	**3 229**	**2 006**	**1 037**	**1 080**	**1 731**	**2 136**	**2 039**	**1 666**	**8 411**	**7 248**
Expenses												
Employee related expenses	130	126	1 261	834	496	576	708	616	993	1 003	**3 588**	**3 155**
Supplies and services	120	118	1 111	1 232	456	334	860	849	766	540	**3 313**	**3 073**
Grants and subsidies	118	96	63	15	10	56	-	-	233	100	**424**	**267**
Intra-government transfers	187	-	186	-	186	-	186	-	187	-	**932**	**-**
Depreciation	3	6	21	6	7	6	12	7	13	7	**56**	**32**
Borrowing costs	2	1	1	-	1	1	1	-	2	1	**7**	**3**
Other expenses	1	8	17	9	6	6	13	13	11	12	**48**	**48**
Total expenses	**561**	**355**	**2 660**	**2 096**	**1 162**	**979**	**1 780**	**1 485**	**2 205**	**1 663**	**8 368**	**6 578**
Net result	**(186)**	**5**	**569**	**(90)**	**(125)**	**101**	**(49)**	**651**	**(166)**	**3**	**43**	**670**

The Board has determined that assets and liabilities cannot be reliably attributed to individual priorities.

OFFICIAL

2. Board, committees and employees

2.1. Key management personnel

Key management personnel of the Board include the Minister for Climate, Environment and Water, the Presiding Member, the Regional Leadership team, the General Manager and the other members of the Board who have responsibility for the strategic direction and management of the Board.

The total compensation for the Board's key management personnel was $667 000 (2024: $736 000).

The compensation disclosed in this note excludes salaries and other benefits the Minister receives. The Minister's remuneration and allowances are set by the *Parliamentary Remuneration Act 1990* and the Remuneration Tribunal of SA respectively and are payable from the Consolidated Account (via the Department of Treasury and Finance) under section 6 of the *Parliamentary Remuneration Act 1990*.

Transactions with key management personnel and other related parties

Apart from the remuneration for key management personnel, the Board does not have material transactions with key management personnel, their close family members and/or their controlled or jointly controlled entities.

OFFICIAL

2.2. Board and committee members

Members of the Board during the 2024-25 financial year were:

T Flowers
S Michael
E Litchfield
K Tschirner
S Treloar
D G Lillecrapp (Presiding Member)
J Harris
M Mayfield
C Hoad

Marree-Innamincka Group
F Warren
J Barnes
J Hayes (Chair)
L Edwards
L Litchfield
M Mayfield
C Oldfield

Gawler Ranges
A J Michael (Deputy Member)
K Greenfield
L G Koch
W Wadsworth
K Wurst

North East Pastoral Group
C Duncan-Tiver
M Duncan-Tiver
N S Rasheed
R Williams (Chair)
T Zwierson
A Crowley
B Miller

Kingoonya Group
C Fahey
D Maidment
L Day (Chair)
N Manders
T Law
A Thomas

Water Advisory committee
E Litchfield (Chair)
T Flowers
S Michael
M Mayfield

Northern Flinders Group
M Daniels
M Reynolds (Chair)
R Wilton
V Lee
A Nunan
C Ferguson
T Bertram
G Aird

Marla-Oodnadatta Group
C Lennon
D Clarke
F Lumb (Chair)
M Mackay
P Quinn
R Bowland
S Lennon
N Ryan-Schofield
C Clark

Port Augusta / Quorn Group
A R Paynter
F O'Connor
K Thomas
R Hackett (Chair)
P Zanet*
J Bowey
R Buono

Governance and Finance committee
J Harris
K Tschirner (Chair)
S Treloar
C Hoad

*In accordance with Premier and Cabinet Circular 016, government employees did not receive any remuneration for board/committee duties during the financial year.

OFFICIAL

2.2. Board and committee members (continued)

Board and committee remuneration

The number of members whose remuneration received or receivable falls within the following bands:

	2025	2024
$0	18	15
$1 - $19 999	38	37
$20 000 - $39 999	1	-
$40 000 - $59 999	-	1
Total number of members	**57**	**53**

The total remuneration received or receivable by members was $68 000 (2024: $66 000). Remuneration of members reflects all costs of performing Board, Committee and Group member duties including sitting fees, superannuation contributions, salary sacrifice benefits, fringe benefits, and any related fringe benefits tax paid or payable in respect of those benefits.

For the purposes of this table, travel allowances and other out-of-pocket expenses paid to members have not been included as remuneration as it is considered to be reimbursement of direct out-of-pocket expenses incurred by relevant members. These expenses, in addition to payroll tax amount to $43 000 (2024: $44 000).

3. Income

3.1. Landscape and water levies

	2025	2024
	$'000	**$'000**
Water levy collected through DEW	2 201	2 097
Landscape levy collected within council areas	663	626
Landscape levy collected from out of council areas	235	240
Total landscape and water levies	**3 099**	**2 963**

Landscape and water levies are collected under Part 5 of the Landscape Act and are received into the Landscape Administration Fund (LAF). The LAF is administered by DEW and funds are transferred to the Board from DEW.

Landscape levy collected within council areas

The Board declares contributions by councils under section 66 of the Landscape Act for the relevant financial year by notice in the Board Annual Business Plan. Revenue is recognised when the invoice is raised at the beginning of the levy period to which they relate. Councils may seek to recover costs in accordance with the Landscape Act, incurred in the collection of the levy.

Water levies collected through DEW

The Minister declares the water levy rates by notice of gazette under section 76 of the Landscape Act for water licence holders within a prescribed area. Invoices are raised at the start of each financial year with the levies collected by DEW and passed onto the Board. Revenue is recognised when the funds are received from DEW.

Landscape levy collected from out of council areas

The Board declares a landscape levy by notice of gazette under section 71 of the Landscape Act for persons who occupy land outside council areas, based on the size of area occupied. Levy collection is administered by the Board with invoices raised in September each financial year, and revenue is recognised by the Board when funds are received from DEW.

OFFICIAL

3.2. Grants and subsidies

	2025 $'000	2024 $'000
Commonwealth sourced grants		
Regional Delivery Partnerships Program*	1 726	1 806
Other Commonwealth funding	-	74
Total Commonwealth-sourced grants	**1 726**	**1 880**

The Board has determined that the grant income included in the table above under AASB 1058 has been earned under arrangements that are either not enforceable and/or not linked to sufficiently specific performance obligations.

Income from grants without any sufficiently specific performance obligations, or that are not enforceable, is recognised when the Board has an unconditional right to receive cash which usually coincides with receipt of cash.

	2025 $'000	2024 $'000
Income recognised under AASB 1058		
State Government grants	1 348	688
Sundry grants	443	832
Total income recognised under AASB 1058	**1 791**	**1 520**
Total grants and subsidies	**3 517**	**3 400**

From 1 July 2023, the Department of Climate Change, Energy, Environment and Water under a panel agreement, appointed regional delivery partners to deliver on-ground environmental protection, sustainable agriculture and natural resource management activities across Australia. Funding for these services is provided from the Natural Heritage Trust.

The South Australian Arid Lands Landscape Board was appointed as a delivery partner administering approved programs and projects under the agreement within the South Australian Arid Lands region.

	2025 $'000	2024 $'000
***Regional Delivery Partnerships Program funding consists of the following components**		
Idnya Reintroduction Program	-	500
Regional Capacity Services	360	410
Emergency Preparedness Response	-	250
Discovery4Recovery	313	-
Wetland Wonders	256	222
LEB Riparian & Springs	-	220
Sustainable Agriculture Facilitator	216	135
Plains Wanderer	360	69
Building Pastoral Sustainability	221	-
Total Regional Land Partnership funding	**1 726**	**1 806**

3.2. Grants and subsidies (continued)

The Regional Land Partnership was funded by the Australian Government over five years from 2019 to 2023. The funding was provided to support vial on-ground environment and agricultural projects that offer benefits to the environment, farms and communities.

The Board has determined that the Commonwealth funding included in the tables above is accounted for under AASB 1058. Commonwealth funding is generally paid in arrears, subject to an approved declaration of claim by the Board. The Board has determined that it has an unconditional contractual right to receive a portion of the funding under AASB 9 when a claim is submitted, as it has satisfied the eligibility criteria and expects that the claim will be accepted. Accordingly, revenue and a receivable are recognised when the claim is submitted. When Commonwealth funding is paid in advance it is recognised on receipt.

3.3. Intra-government transfers

Intra-government transfers are recurrent funding relates to appropriation received from DEW pursuant to subsection 90(4) of the Landscape Act to support the Boards business operation and the administration of the Landscape Act. Total of the funding were $410 000 (2024: $542 000).

During 2024-25 the Board accessed a drawdown of $932 000 cash from the LAF. This was provided as working capital due to a delay in the Board receiving significant Water Levy income with the transition to a new Water Management System. The drawdown was paid back to LAF in June 2025.

Intra-government transfers are recognised as income when the Board obtains control of the asset which is on receipt.

3.4. Other income

	2025 $'000	2024 $'000
Sale of goods	56	53
Recoup of expenses	121	29
Other revenue	17	15
Total other income	**194**	**97**

4. Expenses

4.1. Employee related expenses

	2025 $'000	2024 $'000
Salaries and wages	2 686	2 302
Superannuation	357	290
Annual leave	249	230
Employment on-costs - other	162	142
Board and committee fees	62	66
Workers compensation	3	(4)
Skills and experience retention leave	7	6
Long service leave	60	122
Other employee related expenses	2	1
Total employee related expenses	**3 588**	**3 155**

OFFICIAL

Superannuation

The superannuation expense represents the Boards' contributions to superannuation plans in respect of current services of current employees.

OFFICIAL

4.1. Employee related expenses (continued)

Employee remuneration

The number of employees whose remuneration received or receivable falls within the following bands:

	2025 No	2024 No
$191 001 – $211 000	-	1
$211 001 – $231 000	1	-
Total	**1**	**1**

The total remuneration received by those employees for the year was $213 000 (2024: $203 000).

The table includes all employees whose normal remuneration was equal to or greater than the base executive remuneration level during the year. Remuneration of employees reflects all costs of employment including salaries and wages, payments in lieu of leave, superannuation contributions, salary sacrifice benefits and fringe benefits and any related fringe benefits tax paid or payable in respect of those benefits as well as any termination benefits for employees who have left the Board.

4.2. Supplies and services

	2025 $'000	2024 $'000
Fee for service	1 484	1 361
Fee for service - Corporate fee	425	379
Accommodation and property management	205	207
Motor vehicles	169	133
General administration	161	120
Travel and accommodation	162	127
Minor works, maintenance and equipment	174	161
Fee for service - Shared Services SA fee	171	165
Staff development	47	67
Information technology and communication charges	64	46
Contractors	19	8
Transport	2	2
Fee for Service - Water planning management	-	72
Consultants	-	5
Other supplies and services	230	220
Total supplies and services	**3 313**	**3 073**

Accommodation

A part of the Board's accommodation is provided by the Department for Infrastructure and Transport (DIT) under a Memoranda of Administrative Arrangement (MoAA) issued in accordance with Government-wide accommodation policies. These arrangements do not meet the definition of a lease and accordingly are expensed.

OFFICIAL

4.3. Grants and subsidies

The Board has provided grants to support the community to achieve natural resource management outcomes in the region through its Grassroots Grants, Water Accounting Grants and Planning for Healthy Country Grants. Total grants provided were $424 000 (2024: $267 000).

4.4. Other expenses

Audit fees paid/payable to the Audit Office of South Australia relate to work performed under *the Public Finance and Audit Act 1987* were $49 200 (2024: $48 200). No other services were provided by the Audit Office of South Australia.

5. Assets

All financial assets are measured at amortised cost.

5.1. Cash and cash equivalents

	2025 $'000	2024 $'000
Deposits with the Treasurer	6 236	5 704
Total cash and cash equivalents	**6 236**	**5 704**

The South Australian Arid Lands Landscape Fund was established in accordance with section 96 of the Landscape Act. The account is an interest bearing deposit account with the Department of Treasury and Finance (DTF) pursuant to section 21 of the *Public Finance and Audit Act 1987.*

Deposits at call and with the Treasurer earn a floating interest rate, based on daily bank deposit rates.

OFFICIAL

5.2. Receivables

	2025	2024
Current	**$'000**	**$'000**
Contractual receivables		
Debtors	503	1 140
Less impairment loss on contractual receivables	(1)	(1)
Accrued revenue	145	20
Total contractual receivables	**647**	**1 159**
Statutory receivables		
Accrued landscape levies	120	115
GST input tax recoverable from DEW	10	28
Total statutory receivables	**130**	**143**
Total current receivables	**777**	**1 302**
Non-current		
Statutory receivables		
Workers compensation recoveries	1	1
Total non-current receivables	1	1
Total receivables	**778**	**1 303**

All receivables are non-interest bearing. They are held with the objective of collecting the contractual cash flows.

Contractual receivables

Contractual receivables arise in the normal course of selling goods and services to other government agencies and to the public. Contractual receivables are generally settled within 30 days after the issue of an invoice or the goods/services have been provided under a contractual arrangement.

The impairment losses relates to contracts with customers external to SA Government.

Statutory receivables

Statutory receivables do not arise from contracts with customers. They are related to taxes and equivalents as well as statutory fees and charges. Statutory receivables are recognised and measured similarly to contractual receivables. Statutory receivables are not financial assets.

Workers compensation recoveries are related to the interim benefits receivable from employees pursuant to Section 32(3) of the *Return to Work Act 2014*. This receivable is recognised when the relevant employees' claims are rejected.

The net amount of GST receivable to the ATO (via DEW) is included as part of receivables.

OFFICIAL

5.3. Useful life and depreciation of non-financial assets

Depreciation is calculated on a straight-line basis over the estimated useful life of the following classes of assets:

Class of asset	Useful life (years)
Plant and equipment	5-10
Buildings	20
Furniture	10-15
Right-of-use vehicles	4

Review of accounting estimates

Assets' residual values, useful lives and amortisation methods are reviewed and adjusted, if appropriate, on an annual basis. Changes in the expected life or the expected pattern of consumption of future economic benefits embodied in the asset are accounted for prospectively by changing the time period or method, as appropriate, which is a change in accounting estimate.

5.4. Property, plant and equipment

Property, plant and equipment comprise tangible assets owned by the Board and right-of-use leased assets. The assets presented below do not meet the definition of investment property.

Property, plant and equipment owned by the Board with a value equal to or in excess of $10 000 is capitalised, otherwise it is expensed. Property, plant and equipment owned by the Board is recorded at cost (deemed fair value).

Reconciliation 2024-25

	Plant and equipment $'000	Buildings $'000	Furniture $'000	ROU Vehicles $'000	Total $'000
Carrying amount at the beginning of the period	9	9	15	153	186
Additions	-	-	-	74	74
Depreciation	(4)	(1)	(2)	(49)	(56)
Derecognition	-	-	-	(210)	(210)
Other changes	-	-	-	32	32
Carrying amount as at the end of the period	**5**	**8**	**13**	**-**	**26**
Gross carrying amount					
Gross carrying amount	132	12	18	-	162
Accumulated depreciation	(127)	(4)	(5)	-	(136)
Carrying amount as at the end of the period	**5**	**8**	**13**	**-**	**26**

OFFICIAL

5.5. Property, plant and equipment leased by the Board

Right-of-use assets for property, plant and equipment leased by the Board as lessee are measured at cost.

Short-term leases of 12 months or less and low value leases, where the underlying asset value is less than $15 000 are not recognised as right-of-use assets. The associated lease payments are recognised as an expense and are disclosed in note 4.2.

Effective 1 April 2025, motor vehicle lease contractual arrangements with SAFA Fleet are no longer accounted for under *AASB 16 Leases.* From 1 April 2025, SAFA Fleet motor vehicle lease payments were recorded directly in the Statement of Comprehensive Income. All related right-of-use assets (ROU) and liabilities up to 31 March 2025 were derecognised in accordance with the changes.

Lease liabilities related to the right-of-use assets and borrowing costs are also disclosed in note 6.2. Expenses related to leases includes depreciation disclosed at note 5.4 and cash outflows related to leases are disclosed in the Statement of Cash Flows.

6. Liabilities

All financial liabilities are measured at amortised cost.

6.1. Payables

	2025	2024
Current	**$'000**	**$'000**
Contractual payables	197	362
Accrued expenses	104	102
Other	12	22
Total current payables	**313**	**486**
Total payables	**313**	**486**

Payables and accrued expenses are recognised for all amounts owing but unpaid. All payables are non-interest bearing.

Contractual payables

Contractual payables are normally settled within 15 days from the date the invoice is received.

6.2. Other financial liabilities

All financial liabilities are lease liabilities. Lease liabilities have been measured via discounting the lease payments using either the interest rate implicit in the lease or the incremental borrowing rate provided by the Department of Treasury and Finance.

The borrowing costs associated with these lease liabilities was $7 000 (2024: $3 000).

Effective 1 April 2025, motor vehicle lease contractual arrangements with SAFA Fleet are no longer accounted for under *AASB 16 Leases.* From 1 April 2025, SAFA Fleet motor vehicle lease payments were recorded directly in the Income Statement. All related right-of-use assets (ROU) and liabilities up to 31 March 2025 were derecognised in accordance with the changes.

The current portion of lease liabilities is $nil (2024: $42 000) and the non-current portion is $nil (2024: $113 000).

Total cash outflows for leases was $47 000 (2024: $24 000).

OFFICIAL

6.2 Other financial liabilities (continued)

	2025	2024
Future lease payment maturity analysis	**$'000**	**$'000**
Not later than one year	-	48
Later than one year but not later than five years	-	120
Total future lease payments	**-**	**168**

The future lease payments are presented at nominal amounts.

6.3. Employee related liabilities

	2025	2024
	$'000	**$'000**
Current		
Annual leave	205	155
Employment on-costs	44	34
Accrued salaries and wages	31	-
Long service leave	21	47
Skills and experience retention leave	8	14
Total current employee related liabilities	**309**	**250**
Non-current		
Long service leave	372	309
Employment on-costs	39	32
Total non-current employee related liabilities	**411**	**341**
Total employee related liabilities	**720**	**591**

Employee related liabilities accrue as a result of services provided up to the reporting date that remain unpaid. Apart from the long service leave liability, employee related liabilities are measured at nominal amounts.

Long service leave liability

The liability for long service leave is measured as the present value of expected future payments to be made in respect of services provided by employees up to the end of the reporting period using the projected unit credit method.

The expected timing and amount of long service leave payments are determined through whole-of-government actuarial calculations, which are based on actuarial assumptions on expected future salary and wage levels, experience of employee departures and periods of services. These assumptions are based on employee data over SA Government entities. The discount rate is reflective of the yield on long-term Commonwealth Government bonds. The yield on long-term Commonwealth Government bonds has remained at 4.25% in 2025 (2024:4.25%).

The current portion of employee related liabilities reflects the amount for which the Board does not have right to defer settlement for at least 12 months after reporting date. For long service leave, the amount relates to leave approved before year end that will be taken within 12 months, expected amount of leave to be approved and taken by eligible employees within 12 months, and expected amount of leave to be paid on termination to eligible employees within 12 months.

6.3 Employee related liabilities (continued)

Employment on-costs liabilities

Employment on-costs liabilities include payroll tax, Fringe Benefits Tax, Pay As You Go Withholding, ReturnToWorkSA levies and superannuation contributions. They are settled when the respective employee benefits that they relate to are discharged. These on-costs liabilities primarily relate to the balance of leave owing to employees. The estimated proportion of long service leave to be taken as leave, rather than to be paid on termination, affects the amount of on-costs liabilities recognised as a consequence of long service leave liabilities.

The Board makes contributions to several State Government and externally managed superannuation schemes. These contributions are treated as an expense when they occur. There is no liability for payments to beneficiaries as they have been assumed by the respective superannuation schemes. The only liability outstanding at reporting date relates to any contributions due but not yet paid to the respective superannuation schemes.

As a result of an actuarial assessment performed by the DTF, the proportion of long service leave taken as leave has not changed from the 2024 rate (44%). The average factor for the calculation of employer superannuation on-costs has increased from the 2024 rate of 11.5% to 12% in 2025. These rates are used in the employment on-cost calculation. The net financial effect of the changes in the current financial year are immaterial and the impact on future periods is impracticable to estimate.

6.4. Provisions

	2025 $'000	2024 $'000
Carrying amount at the beginning of the period	32	37
Additions	9	7
Remeasurement	(6)	(12)
Carrying amount at the end of the period	**35**	**32**

A provision has been reported to reflect unsettled workers compensation claims. The workers compensation provision is based on an actuarial assessment of the outstanding liability as at 30 June 2025 provided by a consulting actuary engaged through the Office of the Commissioner for Public Sector Employment. The provision is for the estimated cost of ongoing payments to employees as required under current legislation.

The Board is responsible for the payment of workers compensation claims.

OFFICIAL

7. Outlook

7.1. Unrecognised contractual commitments

Commitments arising from contractual sources and are disclosed at their nominal value and inclusive of non-recoverable GST.

Other contractual commitments

	2025	2024
	$'000	$'000
No later than one year	759	597
Later than one year but not later than five years	565	1 497
Later than five years	538	624
Total expenditure commitments	**1 862**	**2 718**

The Board's significant other contractual commitments are for:

- Memoranda of Administrative Arrangements with Department for Infrastructure and Transport for accommodation totalling $1.235 million

7.2. Contingent assets and liabilities

The Board is not aware of the existence of any contingent assets or liabilities.

7.3. Events after the reporting period

There are no known events after balance date that affect these financial statements in a material manner.