



25

**GARDENS IN
SOUTH AUSTRALIA
1840 - 1940
Guidelines for Design
and Conservation**

The financial assistance made by the following to this publication is gratefully acknowledged:



Park Lane Garden Furniture

South Australian Distributor of
*Lister Solid Teak English Garden Furniture and
Lloyd Loom Woven Fibre Furniture*
Phone (08) 8295 6766



Garden Feature Plants

Low maintenance garden designs and
English formal and informal gardens
Phone (08) 8271 1185

Published By



DEPARTMENT OF ENVIRONMENT
AND NATURAL RESOURCES



City of Adelaide

May 1998

Heritage South Australia

© Department for Environment, Heritage and Aboriginal Affairs
& the Corporation of the City of Adelaide

ISSN 1035-5138

Prepared by Heritage South Australia

Text, Figures & Photographs by Dr David Jones
& Dr Pauline Payne, The University of Adelaide

Contributions by Trevor Nottle, and

Original Illustrations by Isobel Paton

Design and illustrations by Eija Murch-Lempinen,
MODERN PLANET design

Acknowledgements: Tony Whitehill, Thekla Reichstein, Christine Garnaut, Alison Radford, Elsie Maine Nicholas, Ray Sweeting, Karen Saxby, Dr Brian Morley, Maggie Ragless, Barry Rowney, Mitcham Heritage Resources Centre, Botanic Gardens of Adelaide, Mortlock Library of the State Library of South Australia, The Waikerie & District Historical Society, Stephen & Necia Gilbert, and the City of West Torrens.

Note: Examples of public and private gardens are used in this publication. Please respect the privacy of owners.

Cover:

Members of the Hone family outside Colonel Light's Cottage, 1903. Source: published in Pauline Payne, 1996, *Thebarton: Old and New, Town of Thebarton*, p. 98; Source: City of West Torrens

DEH Information Line (08) 8204 1910

Website www.environment.sa.gov.au

Email dehinformation@saugov.sa.gov.au

September 2008

Published online with revised contact details

Department for Environment and Heritage

Disclaimer

While reasonable efforts have been made to ensure the contents of this publication are factually correct, the Department for Environment and Heritage makes no representations and accepts no responsibility for the accuracy or completeness of the contents, and shall not be liable for any loss or damage that may be occasioned directly or indirectly through the use of or reliance on the contents of this publication.

CONTENTS	PAGE
1 INTRODUCTION	1
2 HISTORY: South Australian gardens	2
Importance of historic gardens	2
Historical development of gardens	6
Environmental considerations and garden design	8
Nurseries, landscape design traditions and plant fashions	11
Garden conservation approaches & philosophies	14
3 GARDEN RESEARCH	18
Sources & images	18
Archaeology & plants	22
Garden structures & features	23
4 PROBLEMS AND ISSUES TO CONSIDER	28
5 CARE, MAINTENANCE AND MANAGEMENT	29
6 CASE STUDIES	31
Colonial gardens on the Adelaide Plains 1850s-1860s	31
Cottage gardens on the Yorke Peninsula & in the Mid North mining towns 1850s-1890s	37
Cottage gardens in Mid North agricultural areas, such as the Clare & Gilbert Valleys, 1850s-1890s	40
Cottage gardens on the Adelaide Plains 1850s-1890s	43
Cottage gardens in the Adelaide Hills 1840s-1890s	47
Victorian gardens in Adelaide 1860s-1870s	50
Victorian gardens in Adelaide 1880s-1890s	54
Federation formal and informal gardens in Adelaide 1900s-1920s	59
Cottage gardens in the Adelaide Hills 1910s-1930s	65
Californian bungalow gardens in Adelaide 1910s-1930s	70
Riverland gardens 1920s-1930s	74
Edwardian informal gardens, including gardens influenced by the writings of Edna Walling, 1920s-1930s	77
Garden City Gardens, including Colonel Light Gardens, 1920s-1930s	82
7 APPENDICES	85
7.1 Trees and shrubs available in Adelaide in the late 1840s	85
7.2 Trees, shrubs and herbs common in the nineteenth century	87
7.3 Catalogue of trees available from the Forest Board Nurseries in 1882	89
7.4 Ornamental trees and shrubs recommended for Adelaide Plains gardens in the 1920s-1930s	90
7.5 Proclaimed plants in South Australia, August 1996	92
8 FURTHER READING	93
8.1 Useful references	93
8.2 References relevant for South Australia	93

1 INTRODUCTION

... every man who can create a garden where once was waste ground is indirectly benefitting his fellow-citizens ...

'Blueshirt,' in the *Observer*, June 7 1862, p 209.

Gardens and gardening have brought dramatic changes to the South Australian landscape since the first European colonists came to our shores. Whether designed to be decorative or productive, they have played an important part in our everyday lives. In turn, gardens reflect the everyday lives of those who tend or tended them: they have been influenced by the energy and taste of gardeners, by popular styles in particular periods, the availability of plants and garden furniture and the local environment.

Today there are many people who want to conserve plant material and gardens designs from earlier decades. Some want to know more about the styles that were typical in different periods, some are keen to know suitable species to plant, and others want to do some background reading on historical garden designs and fashions in South Australia.

This booklet is designed both to provide answers and to stimulate further research in garden design and conservation relevant to South Australia.

Important principles

- Every garden is a cultural landscape and possesses historic qualities.
- Gardens are dynamic growing entities. Accordingly we must accept that growth, deterioration, death and re-planting will occur in the design and plantings; they cannot be frozen in time as in a museum.
- A garden's contribution to the house and its streetscape should be considered particularly if the building is within an historic area.
- Examples of historic gardens should be used as models for new or re-created gardens.
- When a new garden is designed or re-created in conjunction with an historic house, its design should echo the style of the house (having regard to the archaeological, photographic or written evidence).

'Lyndhurst', Paradise in 1914: a typical garden of the Victorian period. Source: E Warburton, From the River to the Hills: Campbelltown 150 Years, Corporation of the City of Campbelltown, 1986, p. 96



2 HISTORY: South Australian gardens



Gardener working at 'Benacre', Glen Osmond, c.1890. Source: Mortlock Library B26835

Importance of historic gardens

Gardens are part of our cultural heritage. For many people they are as important as art, buildings and literature in our lives. We treasure and tend them differently and have an intentional, often functional, economic and aesthetic design for their creation in mind. However, like landscapes, they change over time. They are often an amalgam of the nurturer and of the styles, fashions and trends of their times. It's often hard to identify them stylistically, to position them in heritage assessments and to value them in real estate sales.

In most instances, gardens have been developed as settings for buildings. At the same time they represent a story of social and cultural change, and a botanical nursery of traditions and experimentation.

Gardens are creations of humans irrespective of their social or economic level. Because of this, no two gardens are the same. As with houses, there

are particular periods and collections of ideas that influenced the design and plant choice in a garden. However, gardens are more likely to be subject to modification and change than houses so it is harder to define a particular style or period for them. Page 5 provides an illustrative representation of the major South Australian garden styles and periods.

Gardens are therefore part of our cultural heritage. Some historic gardens are especially important. They may have

- associations with significant nurseries,
- associations with significant people,
- an executed design prepared by a significant designer,
- continuity of care and ownership, and/or
- an important botanical collection.

Beames & Whitehill (1981) have identified a number of significant gardens, and Jones (1997) has undertaken a brief survey of designed landscapes in

South Australia. The places identified are mostly special gardens, and not the common gardens we see and tend daily.

Particular periods have distinct styles of architecture and landscape design:

- **The Cottage garden style** (c.1840s+) tends to have an organised, often symmetrical, yet eclectic 'survival' style of garden rich in flowering perennials and annuals, and incorporated stylistic traits from the following styles according to the time and owner's interests.
- **Geometric gardens** (c.1830s-1870s) tend to possess a strong geometry in their layout and planting design, drawing reference from eighteenth century English and French gardens.
- **Gardenesque** (c.1860s-1900s), a term coined by JC Loudon, embraces the display of natural character, with winding paths, subtle use of urns, arches and plants in the garden design.
- **Victorian gardens** (c.1870s-1890s) tend to be geometric in form and heavily focused upon plant exhibition and display, often with a strong use of ferns, palms and 'architectural' plant forms.
- **Federation gardens** (c.1890s-1920s) broke out from the symmetry, introduced the curve, used a minimum of garden beds, applied some Arts & Crafts tradition features, explored an Australianism in features, and often framed the house.
- **Edwardian gardens** (c.1910s-1940s) continued this exploration of nature but with more pronounced use of Australian plants, stone and features from the Arts & Crafts tradition, and was heavily influenced by the writings of Edna Walling and similar proponents. The style can be categorised into formal, informal and mixed forms.
- **Californian bungalow gardens** (c.1920s-1940s) extended this openness, placed greater emphasis on sweeping lawns and framing the house.



Edward Pemberton's house and two sons in Norwood, c.1905. Source: E Warburton, *The Paddocks Beneath* 1981, p. 257.

Several historic gardens, often open for public inspection, are listed below. Please respect the garden and the owner's privacy.

Gardens to visit

- 'Attunga', Burnside Memorial Hospital, Toorak Gardens, 1910s - Edwardian. Daily.
- 'Beechwood', Stirling, 1890s-1950s - Gardenesque / Edwardian. Restricted access.
- 'Bungaree', Clare, 1880s-1920s Victorian/Gardenesque. Daily.
- 'Carrick Hill', Springfield, 1930s-1950s - Eclectic/Gardenesque. Daily.
- 'Collingrove', Angaston, 1880s-1920s - Victorian. Designated Times.
- 'Cummins House', Novar Gardens, 1880s-1890s - Victorian/Gardenesque. Designated times.
- 'Gamble Cottage', Blackwood, 1920s-30s - Cottage Garden. Daily.
- 'Hollyhock Garden', Malowen Lowarth, Burra, 1860s-80s - Cottage Garden. Designated times.
- 'Stangate House', Aldgate, 1940s-1950s - Federation/Edwardian. Designated times.
- 'Urrbrae House' rose gardens, Urrbrae, 1930s - Federation/Edwardian. Daily.
- 'Wairoa', Marbury School, Aldgate, 1880s-1900s - Victorian/Gardenesque. By appointment.
- 'Wittunga' Botanic Garden, Blackwood, 1900s-30s - Eclectic/Cottage Garden. Daily.
- Botanic Gardens of Adelaide, Adelaide, 1860s-90s - Victorian. Daily.
- Moonta Miner's Cottage, Moonta, 1860s-80s - Cottage Garden. Designated times.
- Old Government House garden, Belair, 1880s - Victorian. Sundays.
- Pioneer Womens' Garden, Adelaide, 1930s - Federation. Daily.
- Mount Lofty Botanic Gardens, Crafers, 1960s - Modern Picturesque / Gardenesque. Daily.
- Soldier's Memorial Garden, Victor Harbor, 1920s - Federation. Daily.

Australia's Open Garden Scheme, supported by the ABC with an annual guide book and news on Radio 891 5AN, allows visitors the opportunity to view numerous private gardens in South Australia. For information: Phone 1 900 155 064 for weekly updates or Marilyn Kuchel on 08 8370 1240 for more detailed information.

Sources for Information

Apperly, Richard, Irving, Robert & Reynolds, Peter, *A Pictorial Guide to Identifying Australian Architecture*, Angus & Robertson, Pymble NSW, 1989.

Beames, Rodney & Whitehill, Tony, *Some Historic Gardens in South Australia*, National Trust of South Australia, Adelaide, 1981.

Jones, David, *Designed Landscapes of South Australia*, School of Architecture, Landscape Architecture & Urban Design, The University of Adelaide, Adelaide, 1997.

Persse, John Neil & Rose, Duncan Marshall, *House Styles in Adelaide - A Pictorial History*, AIVLA Inc, Adelaide, rep 1989.

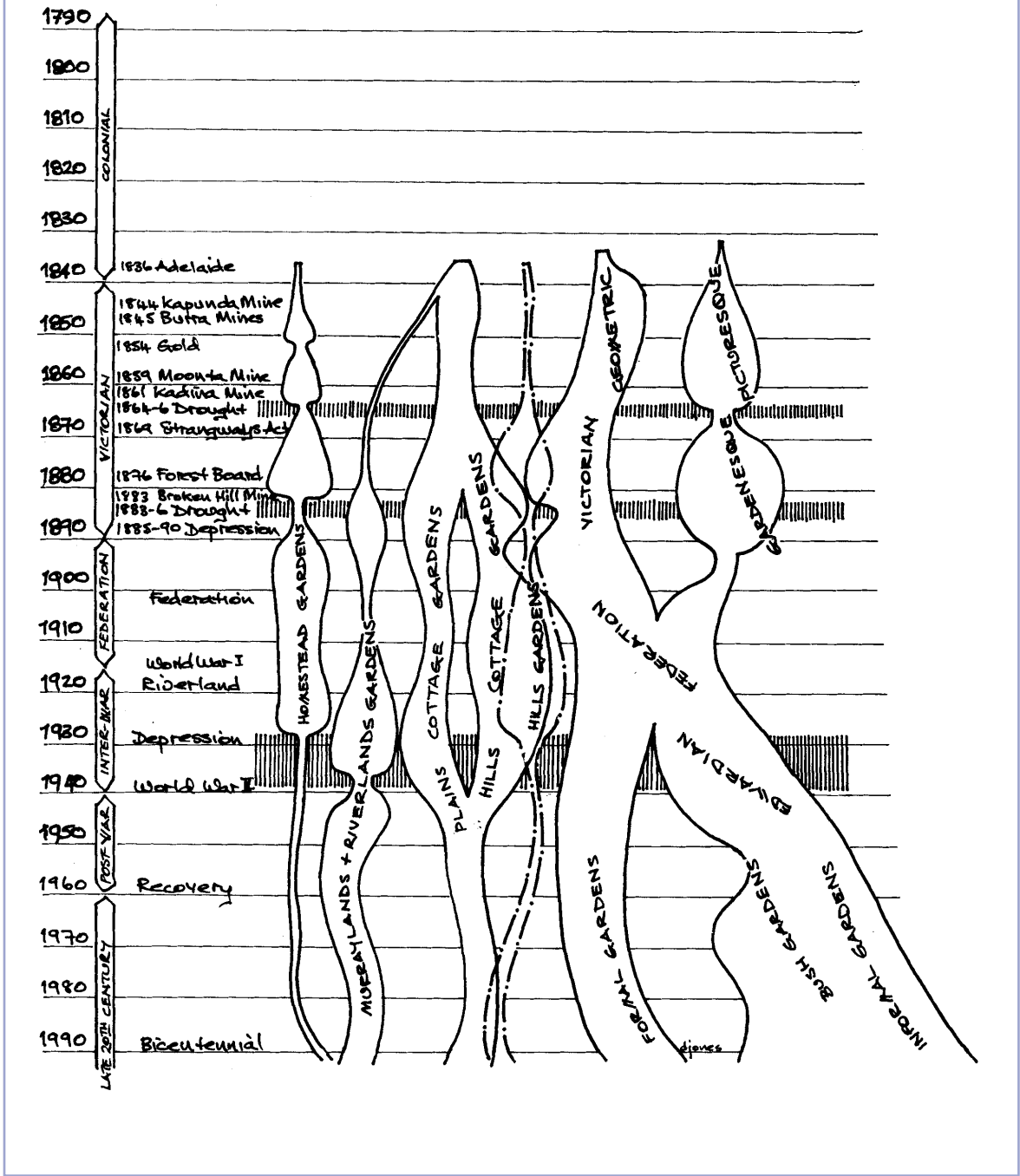
Pikusa, Stefan, *The Adelaide House 1836 to 1901*, Wakefield Press, Adelaide, 1986.

Ramsay, Juliet, *Parks, Gardens and Special Trees*, Australian Heritage Commission Technical Publication No. 2, Australian Heritage Commission, Canberra, 1991.

Watts, Peter, *Historic Gardens of Victoria*, Oxford University Press, Melbourne, 1983.

Garden styles in South Australia: 1836-1990

Prepared by David Jones & Pauline Payne



Historical Development of Gardens

When Europeans came to South Australia they came to a landscape with no northern hemisphere tradition of agriculture or horticulture. The plants they brought with them transformed the landscape.

The first Europeans in South Australia had comparatively easy access to land where they could establish gardens and mixed farming. Gardens were immediately established to provide vegetables and fruit. Land on the Adelaide plains and in the adjacent hills was easily cleared. Settlers brought cuttings, seeds and other kinds of plants from Europe or made purchases at places en route to South Australia at Rio de Janeiro or Cape Town. Their European-trained eyes often saw the local vegetation as 'dreary' and many tried to clear away indigenous vegetation rather than retain it to provide new plantings with shelter from hot sun and dry winds. Hand watering was slow and laborious in the days before piped water was available. Once gardens were established the settlers helped each other with cuttings and seeds as well as sharing information and advice about successes and failures. Many

also brought an enthusiasm for gardening and knowledge of gardening techniques.

From the late 1830s plants, seeds and expert advice were readily available from nurserymen, such as Thomas Allen & Sons, John Bailey, Charles Giles & Son and George Stevenson. South Australia was fortunate in the quality of the early nursery businesses serving the community. Stevenson, as editor of the *Register*, provided regular horticultural advice, and commissioned his gardener, George McEwin, to write *The South Australian Vigneron & Gardeners' Manual* (1843) to assist new settlers. British gardening magazines and publications also arrived with news of new plants and equipment available and suggestions about gardening techniques. South Australia had many settlers who had advantages in terms of education, material prosperity and personal contacts that assisted in the horticultural and agricultural advancement of the colony.

In the first instance, gardens were established to provide fresh fruit, vegetables and herbs for the table. Progressively this practice shifted to the back garden and flower gardens were established in

*'Yalumba', Angaston c.1887. A typical large estate garden of the Victorian period.
Source: An original photo in the City of Mitcham Heritage collection.*



the front. Initially settlers constructed fences and hedges to keep animals out of gardens. Garden designs were simple: beds were often symmetrical, a path led to a house, and plants were grown close together. Later, circular or patterned beds, surrounded by a path, were introduced. Front gardens became a feature of cottages, houses and villas at all levels of society, especially as a venue to display flowers and specimens. Back gardens became more private areas with space for vegetables, fruit trees, vines, a woodheap, poultry, and lines for drying the washing.

In Adelaide, following the reticulation of water in the late 1860s to mid 1870s, suburban gardens shifted from economic to decorative, and lawns were introduced as a feature.

In the late 1800s gardeners were employed and attempts made to establish exotic plants. Some erected arbours and simple or pre-fabricated shade-houses and a strong tradition in roses, camellias, ferns, rhododendrons, azaleas, and palm-like species evolved. Specimen trees, such as conifers, were often planted to provide landmarks or a garden feature, or used as windbreaks or to provide shade. Garden seats or benches were positioned in shady areas. Paths, whether a narrow path from the gate to the front door or wide enough to take a carriage for the wealthy, catered for those wearing the long dresses fashionable in colonial times. Garden features such as shaped beds, specimen trees or shrubs, a path to the house, were typical characteristics in the front garden just as vegetable plots and creeper-covered out-houses were typical in the back garden. Climbing flowering and fruiting plants were also used for verandahs.

Sources for information

Hackett, E & W, *E & W Hackett's illustrated manual for the garden and farm and descriptive catalogue of vegetable, agricultural, and flower seeds, bulbs and tubers*, EW Hackett, Adelaide, 1893.

Heyne, Ernst Bernhard, *The Amateur Gardener for South Australia*, 3rd ed. facs. reprint, Austraprint, Hampstead Gardens, 1979.

Hodgkinson, Roma, 'Gardens and gardening in



Giles & Son Nursery advertisement.

Source: Heyne, *Amateur Gardener*, 1881, p. 6.

Adelaide in the nineteenth century,' *Journal of the Historical Society of South Australia* 1991 19, pp 42-77.

Jones, David, *Designed Landscapes of South Australia*, School of Architecture, Landscape Architecture & Urban Design, The University of Adelaide, Adelaide, 1997.

McEwin, George, *The South Australian Vignerons and Gardeners' Manual*, George McEwin, Adelaide, 1st ed. 1843, facs. reprint 1871.

Swinbourne, Robert, *Years of Endeavour: An historical record of the nurseries, nurserymen, seedsmen, and horticultural retail outlets of South Australia*, South Australian Association of Nurserymen, Adelaide, 1982.

Important principles

- Remember that soils will affect the growth of plants, and that South Australian soils are often very reactive.
- Recognise that water is a scarce commodity and gardens need to be designed and planted accordingly.
- Respect indigenous vegetation and try to incorporate it in the garden design.
- Check with your local council first before proposing to remove or alter indigenous vegetation, especially in the Hills Face and the other metropolitan areas. Indigenous vegetation may also be affected by the provisions of the *Native Vegetation Act 1991*.
- Choose trees with care. Close planting of trees, and water-loving trees, many cause cracking in pavements and house foundations in reactive clay soils.

Environmental considerations and garden design

Factors of soils and terrain, rainfall patterns, regular water availability and geographical considerations affect the range of plants that can be grown successfully. While Mediterranean garden practices and plant species are generally suitable for the Adelaide Plains, regions such as the Adelaide Hills, Port Augusta, the Riverland, and Mt Gambier each have their own garden characteristics that affect garden development.

Soils and geology

Whether a particular species can be grown successfully often depends on the soil. Adelaide's soils are quite complex, poorly drained and variable. The plains are distinguished by clay-limestone soils, that frequently crack in summer. By contrast the rich, well drained soils found in the Adelaide Hills enable lush northern hemisphere plant varieties to flourish.

Most plants prefer a pH range of 6.5 to 7.0. A pH scale is used to measure hydrogen concentrations in soils. The scale covers a range of 0 [acid] to 14 [alkaline] — pH 7 is neutral. Adelaide Plains soils tend to be pH 7.5 to 9.0 and lack trace elements such as manganese, iron, copper, zinc and boron. Importing soils, or the addition of these trace elements, can reduce soil alkalinity thereby increasing plant growth.

Adelaide Soil Types: (see also p 9)

- **Clay-limestone Marls** (or red-brown earths) characterised by a 6.0 to 8.0 pH varying according to topsoil, increasing in alkalinity according to depth, are relatively non-porous and unworkable in winter and rapidly dry and crack in summer, are susceptible to leaching thereby reducing alkalinity, and are better for non-limestone loving species.
- **Black Earths** - characterised by very alkaline, sticky, and unworkable wet soils in winter, cracking in summer, and distinguished by their heavy black or dark grey clay topsoils overlying clays.
- **Deep Clays** - characterised by alkaline soils, with a pH increasing in depth, high ground-water tables and salinity affects, and distinguished by brown or reddish-brown sandy clay-loam topsoils.
- **Limestone Mallee Soils** - characterised by shallow dark brown sandy loam topsoils on top of a heavy rubble or travertine limestone band that is highly alkaline with good drainage.
- **Alluvial** - characterised by sandy gravelly porous and well drained soils with a neutral to more acidic pH.
- **Silty Estuarine Clays** - characterised by a low water table, very alkaline and saline dark grey silty clay or clay-loam topsoils.
- **Coastal and Red Sands** - characterised by very alkaline deep white siliceous sand, containing some salt. Red sand dunes are deep, slightly alkaline sands, that can host a more varied selection of plants than the white sands.

Rainfall, evaporation and watering

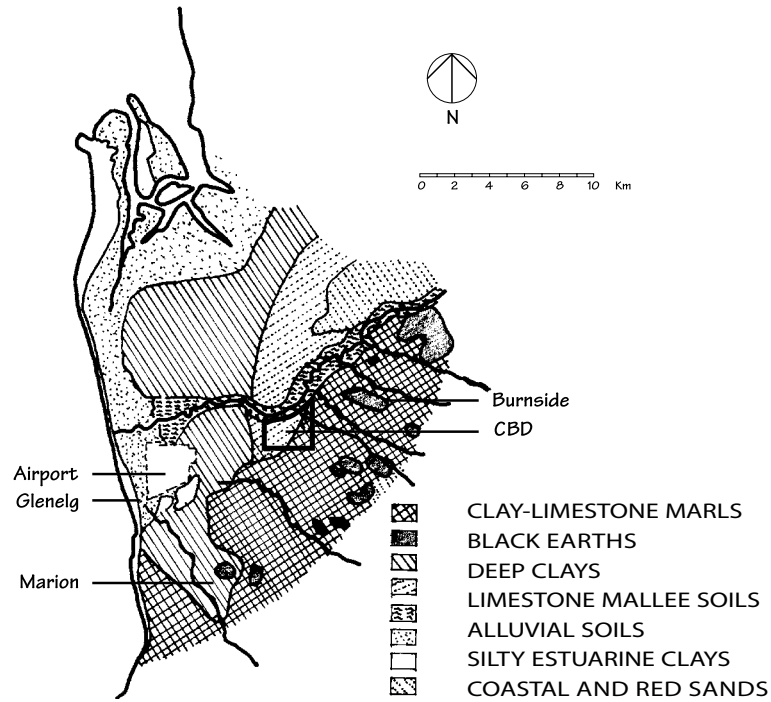
Rainfall affects the supply of water and moisture to a plant. There are six main rainfall regions in South Australia and each has a different rainfall pattern:

- **South-East** - cool, moist climate with long mild summers; 500 to 850 mm rainfall
- **Murray Mallee** - cool, relatively moist coastal climate; 500 mm average rainfall.
- **Adelaide Plains and Hills** - temperate rainy in the south varying to drier warmer in the north; rainfall varying from 400 to 1100 mm according to topography.
- **Eyre and Yorke Peninsulas** - relatively mild and moist climate retreating to a warmer and drier climate in the north; 225 to 500 mm on Eyre and 350 to 450 mm on Yorke Peninsula.
- **Flinders Ranges** - cool to cold in winter to mild to hot in summer; rainfall 250 to 350 mm in the hills to 150 to 250 mm on the plains.
- **Western, Northern and Eastern Pastoral** - warm to very hot semi-arid to desert climate with short cool winters; unreliable rainfall from 200 to 400 mm.

High evaporation rates are experienced in summer especially on the Adelaide Plains and north of the city. Because reticulated water was not a feature of the Adelaide Plains or many towns until the late 1800s most gardens were highly dependent upon rainfall, rain water tanks and carted water. Accordingly, plant choices were often linked to water supply, resulting in a preference for food-producing species, Mediterranean and South African species, and plants that produced food, flowers and shelter.

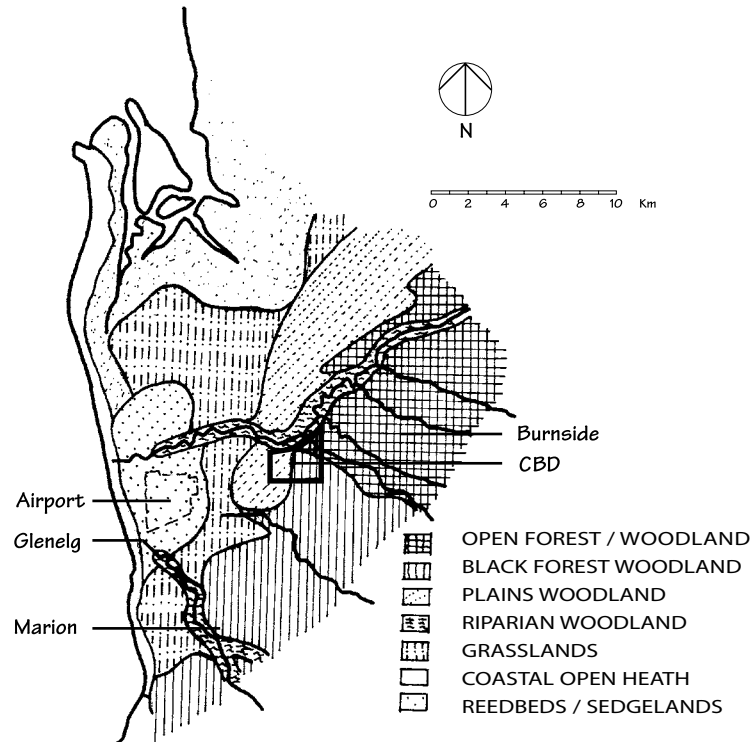
Soil Map for Adelaide.

Abstracted from: Lothian, Noel & Ivan Holliday, Growing Australian Plants, Rigby, Adelaide, 1964, p. 17.



Original Vegetation of the Adelaide Plains.

Abstracted from: Kraehenbuehl, DN, Pre-European Vegetation of Adelaide, 1996, cover sheets..



In a dry summer climate the use of water loving plants such as certain eucalypts and poplars may cause problems. This includes tree roots searching for water thereby causing cracking and uplifting to paving and foundations.

Geographical factors

Topography, aspect, slope and exposure to winds, also affect plant growth. For instance, coastal plants are more tolerant of salt-laden burning winds and most vegetables and vines need partial to direct sun throughout the day. South Australia is divided into various geographic regions, which possess characteristics that affect plant growth:

- **Adelaide Plains** - characterised by a Mediterranean climate with sweeping plains, open western coastal breezes, unreliable rains and streams, and the extended summer season.
- **Adelaide Hills** - characterised by rich soils that promote lush northern hemisphere vegetation, and possess somewhat reliable rains, cold winters and low humidity.
- **Coastal localities** - possess sandy soils but are susceptible to salt-laden breezes and or salt content in soils.
- **South-East** - characterised by undulating calcareous sand dunes, limestone, a cool moist climate with long mild summers, and coastal-preference species.
- **Northern regions** - characterised by their flat semi-arid to arid environments with divergent, often unreliable rainfalls, alkaline soils, with short cool to cold winters and hot summers.
- **River Murray Plains** - characterised by rich alluvial plains adjacent to the River Murray in a hot semi-arid environment with short cool winters, enabling the growth of irrigated fruit and nut crops.

Indigenous vegetation

Most settlers removed indigenous vegetation in creating their gardens and orchards. Select mature gums were however retained because of their stately character and shade qualities. Blue, Sugar and Red Gums were planted in gardens, along roadsides and in parks in the 1880s, 1930s and 1950s because of botanical interest in these species and a sense of pride in the symbolism of the trees. Species such as Lemon-scented Gums, Moreton Bay Figs and Norfolk Island Pines from Western Australia, Queensland or the Pacific Islands were used as ornamental species rather than using local species.

Indigenous vegetation is important. It provides evidence of past vegetation, is an indicator of what could grow, provides seed sources, and a habitat for wildlife and birds. A map showing the original vegetation of the Adelaide Plains is shown on page 9.

Sources for information

Kraehenbuehl, Darrell N, *Pre-European Vegetation of Adelaide: A survey from the Gawler River to Hallett Cove*, Nature Conservation Society of South Australia, Adelaide, 1996.

Laut, Peter, et al, *Environments of South Australia*, Division of Land Research, CSIRO, Canberra, 1977, 7 volumes.

Lothian, Noel & Holliday, Ivan, *Growing Australian Plants*, Rigby, Adelaide, 1964.

Lothian, Noel, *The Practical Home Gardener*, Lothian Publishing, Melbourne, 1955.

Taylor, JK, Thomson, BP & Shepherd, RG, *The Soils and Geology of the Adelaide Area: Bulletin 40*, Department of Mines Bulletin, 1974.

Nurseries, landscape design traditions and plant fashions

Letters written by settlers in the 1840s and 1850s refer to the successful culture of melons, grapes, figs, olives, lemons, oranges and pomegranates. Trees and vines provided a framework for garden design. The garden might be surrounded by post and rail fencing or by hedging of hawthorn, briar rose, gorse, boxthorn, broom and Kangaroo Island or Prickly Acacia. Later colonists tried Osage Orange, carob, pittosporum, olive, black locust, laurel, hawthorn or cypress or the lower growing coprosma, privet, *Thuja* sp, *Viburnum* sp, myrtle, oleander, *Tamarix* sp, rose or Kaffir apple.

By the late 1860s the *Farm and Garden* magazine recorded that popularly grown flowers included anemone, antirrhinum, clarkia, fuschia, ixia, jasmine, jonquil, African marigold, *Nemophila insiginis*, pansy, petunia, phlox, ranunculus, sparaxis and verbenas. Popular climbing plants for verandah or outhouses were dolichos, honeysuckle,

jasmine, passionflowers and wisteria. Flowers such as geranium, morning glory and pelargonium which had been difficult to grow in the colder European winters became popular.

However many houses in central Adelaide and North Adelaide and early suburban development such as Thebarton, Hindmarsh and Norwood, had quite small front gardens with few or no flowers. Water supplies were still limited and many householders concentrated their efforts on growing vegetables in the back garden.

A rise in population and a period of economic prosperity in the late 1870s, saw increasing suburban development with a trend to larger blocks of land. The new reticulated water supply encouraged the development of gardens.

Wider blocks provided the opportunity to have a semi-circular driveway, made from gravel or shell-grit, leading to the verandah and front door. A garden-bed along the length of the verandah might be planted with small shrubs, geraniums or fuschias, perhaps with a larger shrub on either side of the steps leading up to the verandah. Two large pots might be used for these plants and pots were sometimes used for decorative plants in the shade of the verandah.

Phlox in bloom in an Alberton garden, 1934.
Source: *South Australian Homes & Gardens*, June 1, 1934, p. 34.



May 1, 1876.] THE GARDEN AND THE FIELD. 209

1876.

FLOWER SEEDS.

VEGETABLE, AGRICULTURAL, AND OTHER SEEDS,
OFFERED BY

E. & W. HACKETT,

73, RUNDLE STREET, ADELAIDE.

Great care is taken to supply everything true to name and of good quality, but without guarantee or warranty.

NOVELTIES AND SPECIALTIES.

<p>Alonsoa Linifolia. Symmetrical and graceful plant, from 1 to 1½ feet, with pretty dark green flax-like leaves, and covered from the base to the summit with innumerable glowing light scarlet blooms.</p>	<p>Clarkia Elegans. Double pure white, perfectly double flowers of snowy whiteness, free blooming. Fine for beds.</p>	<p>Lychnis Haageana Nana Hybrida. Forms a splendid mass of rich fiery red, most effective and dazzling for beds and ribands.</p>
	<p>Colours, "Duchess of Edinburgh" Hybridised with all the newest varieties.</p>	<p>Lycenis Lagasco. Neat foliage and deep red flowers.</p>

E & W Hackett Nursery advertisement. Source: The Garden and the Field, May 1, 1876, p. 209.

Vines and creepers were used both on verandahs and on trellises as between the house and the side fence. Shaped flower beds in the front garden, where patches of brightly flowering perennials and annuals could be grown, often had a feature plant such as a palm, aloe, pampas grass, rose or even a tree such as a Norfolk Island Pine. Shrubs, roses and bulbs could be planted in a bed running along the front fence. The increasing use of flowers was a source of pride to those who wrote about suburban gardens in Adelaide. Information and advice was available from plant and seed catalogues produced by local nurserymen and from books such as those produced by nurserymen EB Heyne or George McEwen. By the 1870s the Adelaide Botanic Garden, recording up to 300,000 visitors a year, displayed a wide range of plants suitable for local conditions. Throughout the late 1800s and into the early 1900s the plant displays and garden design models in the Botanic Garden provided important models for gardening enthusiasts.

By the 1880s, many suburban and older country township gardens had well-established trees and might boast a small fountain or rockery and possibly edging made of tiles, stone or edging plants around garden beds. Plantings might include pampas grass or cordyline, and cactus-like plants, especially the

Agave and Aloe. Hardy plants such as geranium, rose and iris were popular as were verbena, carnations and asters, while plants such as ferns and hydrangeas could be grown in shade houses.

From the 1880s lawns became more common. Grasses suitable for local conditions such as couch, kikuyu and buffalo were available as were hoses and mechanical lawn mowers. By the late 1880s two popular plans were either for a central lawn surrounded by a path or two symmetrical patches of lawn on either side of a central path. Areas planted with lawn could be used for recreation, for reading or having tea, and in larger gardens there was space for an arbour with seats and a table.

The importance of the lawn in domestic gardens continued into the twentieth century. By the interwar period fashionable bungalow and Tudor style houses might have a side driveway for a car. Concrete pathways were considered practical although gravel was still used. A curved path leading from a small gate might be flanked by garden beds containing roses and annuals such as Iceland poppies, phlox or petunias. A trellis or pergola provided a frame for climbing roses. Buffalo, kikuyu and couch continued to be popular grass species for lawns; cypresses were popular in hedging both for their



Rockery in 'Rosebank' garden, Mount Pleasant, in 1934.
Source: *South Australian Homes & Gardens*, June 1, 1934, p. 23.

neat shape and contrast of foliage colour with other plants. People decorated their gardens with fountains, birdbaths, cement statues and ornamental balustrades. Many saw neatness as a sign of respectability and domestic order.

Yet throughout our garden history there were people who preferred a more natural effect, choosing, for example, to have small winding paths with paving stones rather than neat concrete. This was a style well-suited to gardens in the Adelaide Hills, where plants such as forget-me-nots, foxgloves, hydrangeas, camellias, rhododendrons and azaleas would thrive in acid soil with the less extreme summer conditions. Here, too, oak, elm, birch and the ever popular conifers could be grown to advantage, along with other fine trees from Europe and North America.

On the Adelaide Plains and in regional South Australia the striking forms of Norfolk Island Pines, conifers from the Mediterranean or North America and palms were being replaced in the late 1880s by

the Jacaranda, and a variety of poplar, eucalypt and acacia species. Cyresses were still popular. Silver Birch as a specimen tree was still popular despite its unsuitability to the climate on the Adelaide Plains.

In the interwar years vegetable growing continued to be an important activity in back gardens, and together with the cultivation of citrus, stone fruit, almonds and grapes were an important source of food for families in the Depression. Back gardens might include some flowers for cutting such as dahlias, sweet peas or roses and a shadehouse or trellis, while the back verandah provided shade for a staghorn or hanging baskets.

Low rainfall regional South Australia presented special challenges to home gardeners. Plants such as cacti, yucca, agaves and other succulents, ornamental grasses, sunflowers, sarsaparilla, roses, castor oil plants, lantana, prickly pears, date palms and peppercorn trees were popular. Bulbs and other plants might be grown in an old kerosene tin and watered when the teapot was emptied. Stone borders provided visual interest.

Sources for information

Gunton, Eric, *Gracious Homes of Colonial Adelaide*, Eric Gunton, Adelaide, 1983.

Hackett, E & W, *E & W Hackett's Illustrated Manual for the Garden and Farm, and descriptive catalogue of vegetable, agricultural, and flower seeds, bulbs and tubers*, EW Hackett, Adelaide, 1893.

Heyne, Ernst Bernhard, *The Amateur Gardener for South Australia*, 3rd ed. 1881 facs. reprint, Austraprint, 1st ed. 1871, Hampstead Gardens, 1979.

McEwin, George, *The South Australian Vignerons and Gardeners' Manual*, George McEwin, Adelaide, 1871.

Swinbourne, Robert, *Years of Endeavour: An historical record of the nurseries, nurserymen, seedsmen, and horticultural retail outlets of South Australia*, South Australian Association of Nurserymen, Adelaide, 1982.

Warburton, E & J, "History of the Five Creeks," *Five Creeks of the River Torrens: An Environmental and Historical Study*, ed. JW Warburton, JW & E Warburton, Adelaide, 1997, pp 25-115.

Garden Conservation Approaches & Philosophies

Garden conservation can involve the maintenance of an existing garden or the design of a new garden. The approach that is adopted should be determined by research into the garden and house, consideration of any local planning provisions and guidelines, and the preparation of a plan. In most instances only limited information is available. However, it is advisable when examining an historic house to consult a professional such as a landscape architect to enable the preparation of a Conservation Plan to guide your actions.

Conservation Plans involve research into the original garden, a judgement as to its (or some of its 'components') significance, and a proposal for an action plan or design for implementation.

An important distinction needs to be made between *garden conservation* and *garden re-creation*.

Garden conservation implies the authentic conservation of a garden as far as available evidence suggests. It

implies that the garden possesses heritage significance or is directly associated with a heritage house.

Garden re-creation implies the design and construction of a garden in keeping with historic or stylistic principles where no clear evidence of a past garden is available. *Re-creation*, often employed by garden designers or amateur gardeners, draws from a conceptual re-construction of the garden, based on general readings and research, to unify the garden with its architectural and general streetscape setting; for example, re-creating a Victorian style garden in the foreground of a Victorian style symmetrical-fronted house.

Garden conservation depends upon varying considerations. These include the degree of intactness of the garden, evidence of the original garden form and composition, finances available to permit the works, and judgement to undertake either *adaptation*, *preservation*, *reconstruction*, *re-creation* or *restoration* actions.

Garden conservation involves judging the historical period and or style of a garden. This may however

Front Garden of 'Clairville', Campbelltown area in c.1879. Source: E Warburton, From the River to the Hills: Campbelltown 150 Years, Corporation of the City of Campbelltown, 1986, p. 179.



Garden conservation definitions & guidelines

Adaptation - modifying the garden to accommodate new uses and structures, changes in maintenance, or actions to simplify the garden in the face of the difficulty of maintaining its integrity and design.

In this instance record evidence of the garden prior to permitting the modification process to enable the possible later reconstruction of the garden. Uses and structures may include swimming pools, bbq's, garages, etc.

Preservation - retaining the components of the garden in their existing state and preventing further deterioration.

Notwithstanding tree surgery, preservation is extremely difficult as plants grow and die and a garden will continue to evolve. In contrast, it may be possible to preserve physical garden components, such as structures, edgings, pathways, fences and gates, etc., together with the general design qualities of the garden in terms of its colour, texture, plant massing and flowering, scale of spaces in the garden and style/period of plants.

Reconstruction - returning the garden to an earlier form and style but including new components. A preferred option for garden conservation, reconstruction recognises the dynamic nature of plants but the static integrity of the design and physical elements of the garden, having regard to the evidence available.

Re-creation - the re-creation of the earlier character of a garden, including the introduction of new plants and garden components to re-create the spaces, colours and textures, as near as possible to the original forms. This approach is usually encouraged where no evidence exists as to the original garden form although some character evidence may still remain.

Restoration - returning the garden to an earlier form by the removal of new additions, or re-assembling the existing components of the garden without adding new components. Again, this is extremely difficult as plants will grow and or sucker, leading to death or invasions, resulting in the need for new plants. Where possible new species should be propagated from existing species or be a similar variety.

be extremely difficult in a garden that has witnessed several family generations, layers of changes, modifications and plantings. The above table provides some general guidelines for garden conservation.

Trees, plants and conservation

Conservation approaches were originally devised for buildings: static objects. Their application to gardens and landscapes, which are dynamic spaces is therefore extremely difficult. They provide few principles on how to deal with plants and gardens.

Plants die from age, diseases and pests, acts of nature, or human action. There is the possibility that the garden may possess old varieties or unusual species of certain plants that are now not available or are uncommon, and it is best to check before any plant removal is proposed. A judgement will need to be made to replace the same species or variety, whether in exactly the same location, and what replacement size. It may be better, given the design, to replace the species with a new specimen of the same variety, or to grow a new specimen from the same seed-stock

or related provenance seeds. Siting the replacement species may provide an opportunity (permitting a slight modification of the former design), or be a difficulty given the nature of the soil or the species.

Many species or varieties grown in nurseries in the 1860s-1930s in South Australia are now often not available, extremely rare, deemed pest-plants by your local council or deemed a noxious plant or weed. In the first instance identify the plant, and ask your local nursery **and** council.

Many trees and plants are susceptible to diseases or animal destruction. Many succumb to mistletoe, termites, gore, white aphid, borer, phytophthora, etc., resulting in their early death. It may be possible to propose a staged replacement of trees to address this problem.

Trees grow; many in our gardens may now be mature, damaged or dying. It is possible to retain some trees with appropriate surgery but often it is necessary to remove trees due to safety

Steps to consider: conservation and redesigning gardens

The Garden

Research / Theory Steps

- Research period house and garden style(s) and old records
- Research location of existing services
- Consider existing house and garden style(s)
- Consider the maintenance implications of what you may propose
- Consider conservation approach(es)

Practice Steps

Record and document existing garden

Prepare a garden plan

- existing and proposed house and garden styles
- consider future house additions
- consider future property improvement
- consider retaining existing trees and shrubs
- consider irrigation
- consider night lighting
- consider maintenance implications

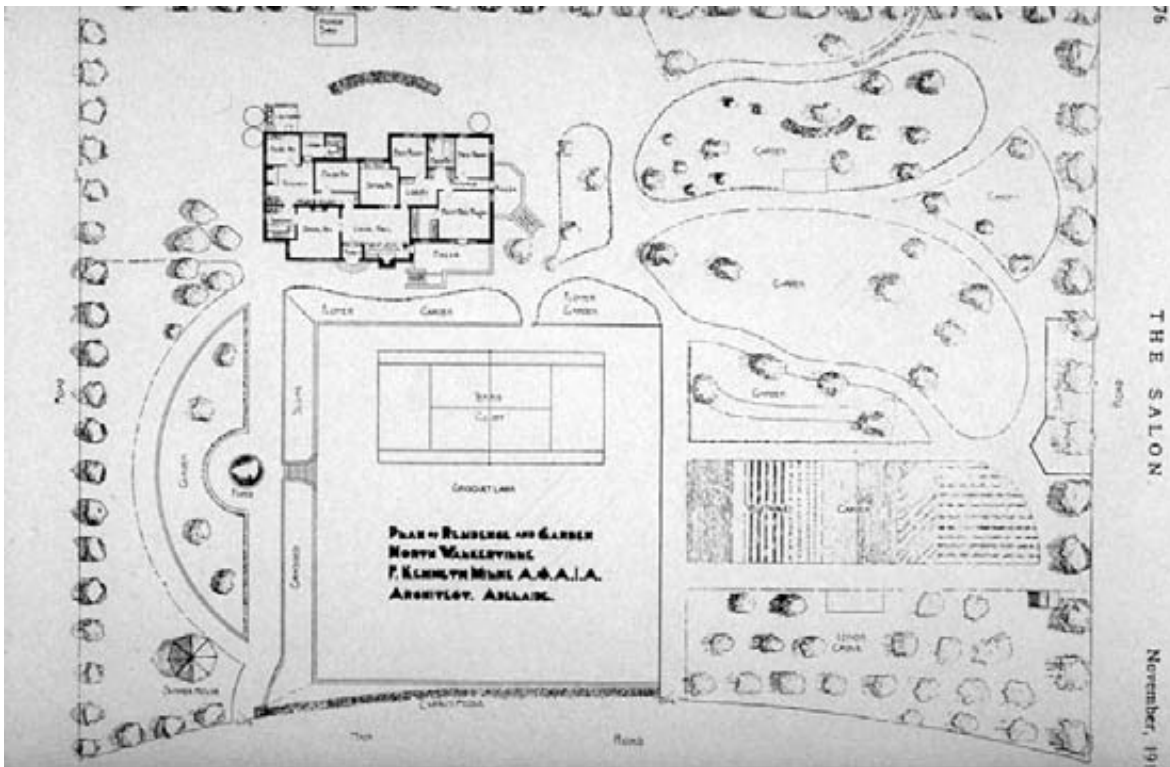
Undertake garden development

- layout proposed garden design
- take measures to protect existing plants and trees and their roots

Erect new or restore existing fencing

Establish a garden maintenance programme

Plan of residence and garden in North Walkerville, 1913, by F Kenneth Milne ASAIA Architect, Adelaide.
Source: *The Salon*, November 1913, p. 276.



Important principles

- ▶ Consider carefully both the existing garden and what existed earlier, before forming a judgement as to the type of approach to be taken.
- ▶ A little research on your garden does not take much time, and will allow you to make a more informed judgement. For larger gardens or properties of some heritage significance the preparation of a Conservation Plan is recommended.
- ▶ If you are unclear what the plant species is take a small clipping (ideally when the plant is flowering), or photograph, and ask at a nursery or at the Botanic Gardens of Adelaide's Technical Advisory Service. Since Adelaide has a long history of ornamental plant and palm cultivation it may be an unusual specimen.
- ▶ Select one conservation approach, in the main, to guide the garden design actions. You may prepare a plan of these actions or engage a landscape architect or garden designer to prepare a Conservation Plan and design to assist you.
- ▶ Most people will apply the garden re-creation approach, given lack of evidence as to what was there before, but also to mirror the historical setting of the house and streetscape. Give attention to styles or period design principles and do not be controlled by changes in plant availability.
- ▶ The life of many trees and plants is often prolonged by regular or selective pruning and surgery. It is best to consult a tree surgeon.
- ▶ The integrity of the garden design and its maintenance implications are important.
- ▶ If in a Historic (Conservation) Zone or State Heritage Area as part of a Development Plan, respect the historic period of the house in conserving or re-creating the garden based upon local conservation guidelines.
- ▶ In the siting of new tennis courts, water-tanks, garages, carports and swimming pools you should carefully consider the existing garden design.

considerations. Damage to tree roots by trenching, for example, during construction work, will also affect the specimen. Careful attention to a tree is needed if damage to its root system is proposed. Roots of water-loving trees, and many gums and figs, tend to uplift, crack and buckle paving surfaces and house foundations in close proximity. Action may be needed to control these roots, to remove the tree itself, or to replant new trees in the same location.

Many gardens were originally laid out on larger allotments long since subdivided. The subdivision may now directly affect the design and it is best to form a judgement about the integrity of what exists (plants, paths, furniture, etc.) in the Conservation Plan as this may influence the design principles.

Other structures

Tennis courts, water-tanks, garages, carports and swimming pools are often proposed as improvements to a property. Important considerations include

their siting in sympathy with the design of the garden, use of sympathetic materials, timber, stone, paint colours, fencing forms.

Sources for information

Australian Garden History Society, *Historic Gardens in Australia: Guidelines for the Preparation of Conservation Plans*, Australian Garden History Society, Melbourne, 1983.

Davison, Graeme & McConville, Chris, eds., *A Heritage Handbook*, Allen & Unwin, St Leonards NSW, 1991.

Marquis-Kyle, Peter & Walker, Meredith, *The Illustrated Burra Charter*, Australia ICOMOS, Canberra, 1993.

Sagazio, Celestina ed., *The National Trust Research Manual: Investigating Buildings, Gardens and Cultural Landscapes*, Allen & Unwin, St Leonards NSW, 1992.

3 GARDEN RESEARCH

Garden research can be just as interesting as tracing a family history. There are many sources of information and images available to those researching a garden. Some information and images may be specific to the garden and some may be contextual to the suburb or neighbourhood. All provide evidence or principles for garden design, conservation or re-creation.

Sources & images

Plan and photograph source information provides illustrative images of gardens. It may give an insight into the plants and trees and garden structures at a particular time, or provide ideas as to design layout. These important sources are however only evidence of a garden at one distinct time in its life.

Sources of visual information includes the following:

- **Maps & plans:** sewerage and drainage plans indicating design and structures; survey and subdivision plans; architectural drawings for a house that may propose design layouts.
- **Photographs & aerial photographs:** photos of people and a house often include portions of garden, aerial photos often give neighbourhood or oblique images of the site.
- **Paintings & sketches:** either professional or amateur may assist in providing plant and design layouts, but can be misleading due to artistic licence.

Information written and published during a particular period about a house and or garden is often a major source of information. It may give an insight into plant species used, design fashions at the time, maintenance issues, plants available in nurseries, together with seasonal planting calendars. Such material provides the focus of garden design at the time of its publication.

Sources of written, published and oral information include the following:

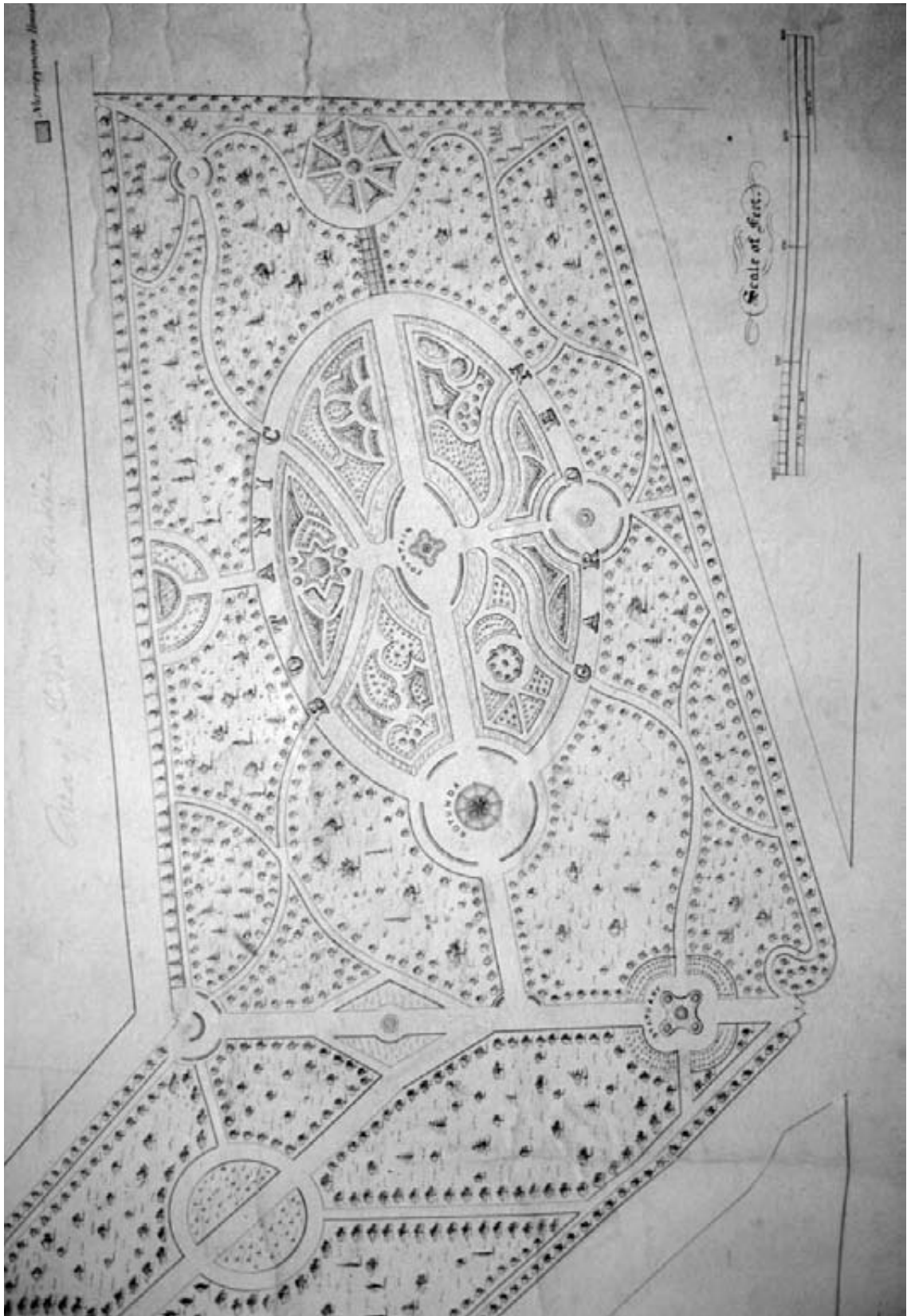
- **Newspapers:** there is a long tradition of newspapers providing weekly or monthly



Matters & Co. real estate advertisement for land in North Walkerville. Source: Marjorie Scales, John Walker's Village: a history of Walkerville, Rigby, Adelaide, 1974, p. 183.

gardening advice, calendars and occasional reviews of gardens. The Adelaide-based *Farm & Garden*, *Garden & the Field*, *The Register* and *The Observer* often provided this information.

- **Magazines, Journals and Books:** most of these publications tended to come from either overseas or from Melbourne and Sydney. Books, including *The South Australian Vigner and Gardener's Manual* (1843), and *The Fruit, Flower and Vegetable Garden* (1871), reprinted as *The Amateur Gardener for South Australia* (1881) were written for the South Australian environment, and magazines such as the *South Australian Home Beautiful*, *South Australian Homes & Gardens* and the *Australian Home Beautiful* provided detailed and illustrated advice and reviews.
- **Nursery catalogues:** many South Australian nurseries published catalogues and the best guide to these is *Years of Endeavour* (1982). Note, plant names change so botanical and common names used in the 1800s need to be re-checked.
- **Diaries, journals, receipts & letters:** old family



Part of the 'Plan of Design for the Proposed Laying Out of the Mount Gambier Botanic Gardens and Arboretum', by John Ednie Brown, Forest Board, April 1881.

diaries, notes, cards, and letters may provide an invaluable source of information. *Our Home in Australia* (1984) is an example of this information.

- **Rate books, auction notices & land title records:** some local councils maintained detailed annotations and sketches of properties in their rate books as part of the valuation process, and real estate agents often used plans and photographs on flyers advertising auctions.
- **Theses and student papers:** university libraries keep copies of student theses and although many are about communities, landscapes, personalities or buildings, some information on gardens is often included.

Recollections and memories are an important source of oral information, although the reliability of information and dates may be variable. Interviews with original owners, designers or retired long-standing residents of a community may give insights into garden fashions and maintenance. They may provide specific views into the garden and street context.

Other sources include local history societies, museums and publications. They may hold related information about a period, personalities or local issues providing a contextual setting for the garden. Here are some suggested sources.

- **Local history societies and museums:** places where related artefacts, records, letters, images about a locality or community are stored and displayed.
- **Local & regional heritage reports:** contemporary professional heritage surveys about houses, local council areas or regions may provide an historical overview and identify significant associated places of heritage merit.
- **Local histories:** a good starting point, they often provide information, images, and lead to more information.

Important Principles

- It is important to review available sources and images to better understand the original design of the garden.
- Magazines and journals of the period often provided clear advice on what to plant, where and when.
- Plants names, both botanical and common, have historically changed, so it is wise to check on these.



The Garden & Field advertisement.
Source: Heyne, *Amateur Gardener*, 1881, p. 8.

Relevant newspapers, magazines & journals

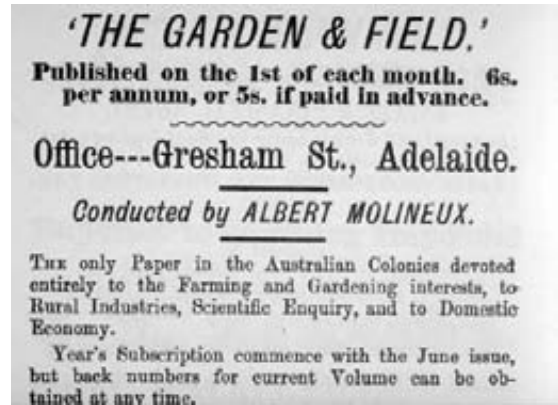
- *Australian Gardener* (1902-1910).
- *Australian Garden Lover* (1925-1980).
- *Australian Home Gardener* (1961-1970).
- *Australian House & Garden* (1948+).
- *Country Life* (1897+), United Kingdom.
- *Journal of Horticulture of Australasia*; later *Home and Garden Beautiful*.
- *South Australian Homes & Gardens* (1923-1953).
- *The Farm & Garden* (1858-1863); later *The Garden & the Field* (1875-1901); incorporated into the *Australian Garden & Field* (1901-1940).
- *The Observer* (1843-1931); incorporated into *The Chronicle* (1858-1975).
- *The Real Property Annual* (1912-1922); later *The Australian Home Builder* (1922-1925); later *The Australian Home Beautiful* (1925+).
- *The Register* (1836-1931); merged with *The Advertiser* (1851+).
- *The South Australian Home Beautiful* (1920s-1950s).

Sources of information

- Art Gallery of South Australia (paintings)
- City of Adelaide Archives (rates books, plans, photographs, reports)
- Mapland at Netley, Department of Environment, Heritage & Aboriginal Affairs (plans, aerial photographs)
- Department of Human Services Library on North Terrace (books)
- Local council archives and libraries (rates books, plans, photographs, reports)
- Local museums and historical societies (plans, photographs, reports)
- Mortlock Collection in the State Library of South Australia (architectural plans, books, newspapers, magazines and journals)
- National Trust of South Australia branches (plans, photographs, reports)
- Heritage South Australia, Department of Environment, Heritage & Aboriginal Affairs (reports, photographs)
- State Records Office (files)
- University of Adelaide, South Australia and Flinders libraries (theses, architectural plans, books)

Sources for information

- Aitken, Richard, 'Australian shade houses and ferneries,' *Historic Environment* 1985 4 (3), pp 5-16.
- Aitken, Richard, 'Garden buildings and the hard landscape,' *Historic Environment* 1987 6 (1), pp 8-19.
- Department of Environment & Natural Resources, **2.3 Fences in South Australia: Guidelines**, Department of Environment & Natural Resources, Adelaide, 1995.
- Elliott, Joseph, **Our Home in Australia: A description of cottage life in 1860**, The Flannel Flower Press, Sydney, 1984.
- Gunton, Eric, **Gracious Homes of Colonial Adelaide**, E Gunton, Adelaide, 1983.
- Hallack, Edward Headly, **Toilers of the Hills**, District Council of East Torrens, Norton Summit, 1987.



EB Heyne advertisement.

Source: Heyne, *Amateur Gardener*, 1881, p. 1.

Heyne, Ernst Bernhard, *The Fruit, Flower and Vegetable Garden*, Adelaide, 1871.

Heyne, Ernst Bernhard, *The Amateur Gardener for South Australia*, 3rd ed. 1881 facs. reprint, Austraprint, 1st ed. 1871, Hampstead Gardens, 1979.

Jones, David, *Designed Landscapes of South Australia*, School of Architecture, Landscape Architecture & Urban Design, The University of Adelaide, Adelaide, 1997.

Jones, Peter, *Planting c.1850-1900*, Technical Bulletin 4.1, Australian Council of National Trusts, Canberra, 1982.

McEwin, George, *South Australian Vigneron and Gardener's Manual*, George McEwin, Adelaide, 1st ed. 1843, 1871.

Peterson, Richard, *Fences and Gates - c.1840s-1925*, National Trust of Australia (Victoria) Technical Bulletin 8.1, Melbourne, 1988.

State Library of South Australia, *Gardens in South Australia: Source Sheet No. 11*, State Library of South Australia, Adelaide, rev. 1995.

Swinbourne, Robert, *Years of Endeavour: An historical record of the nurseries, nurserymen, seedsmen, and horticultural retail outlets of South Australia*, South Australian Association of Nurserymen, Adelaide, 1982.

Tanner, Howard ed., *Converting the Wilderness: The Art of Gardening in Colonial Australia*, Australian Gallery Directors Council, Sydney, 1980.

Warburton, E & J, 'History of the Five Creeks,' *Five Creeks of the River Torrens: An Environmental and Historical Study*, ed. JW Warburton, JW & E Warburton, Adelaide, 1997, pp 25-115.

Archaeology & plants

The advertisement is a black and white illustration. On the left, there are three circular inset images showing different garden features: a path, a small pond, and a garden step. The main text is arranged in a central column. At the top left, it says 'Use Concrete for your Paths'. In the center, a decorative frame contains the text: 'MODERNISE YOUR HOME By Using "/>

'Kangaroo' Cement Concrete advertisement. Source: *South Australian Homes & Gardens*, October 1, 1937, p. 73.

Archaeological evidence can assist in identifying many of the original garden elements and planting locations. Although not considered a common practice, we often undertake amateur garden archaeology as we reconstruct an old garden or plant a new one. Stretches of pathways, old metal irrigation piping, hidden drains, different surface materials, remnant posts, and old tree stump hollows may be unearthed under the years of plant litter, soils, and other garden changes. Garden archaeology is an important aid in discovering the original pathway system, path edging, locations of significant plantings or beds. Paths can be reconstructed, including their surfaces and edgings, aided by photographic evidence if available.

Vegetation analysis, however, is a more complicated procedure. While vegetation mapping, dating, identification and health evaluation of plants on a site may appear easy some 12-24 months may in fact be necessary to analyse perennials and flowering

No matter where you live you can make attractive and useful improvements around your Home with

"KANGAROO" CEMENT CONCRETE

Garden Paths, Motor Drives, Fish Ponds, Bird Baths, Garden Ornaments, Tennis Courts, Garden Steps, Garage Floors—all of these can be easily made by any Handyman to

Permanently Improve Your Home

"KANGAROO" CEMENT CONCRETE IS EVERLASTING

patterns.

Tree growth rates allow for an estimation of tree age. However different trees grow at different paces and their width and height will vary according to the site.

Assessment of tree health is important because as trees age they become subject to disease. While careful tree surgery may maintain the tree, the removal of the tree upon its death and the consequence of this needs to be considered. Tree death detracts from a garden's visual quality (although it provides habitat for wildlife) and removal may open the garden up to wind damage.

Sources for information

Broadbent, James, 'Garden Archaeology at Elizabeth Farm and Vacluse House,' *Historic Environment* 1985 4 (3), pp 17-28.

Garden Structures & Features



Plant Conservatory at 'Fulham', 1909. Source: DM Mailes, A Pictorial History of West Torrens, p. 15.

Gardens possess elements other than the layout design and plants. In most gardens, even today, we erect and position structures and features of aesthetic and functional necessity. These elements are complementary, if not integral, to the design and layout.

Shade house & conservatories

These structures were erected to cultivate species of plants, including ferns, orchids, camellias, etc., that are not receptive to South Australia's climate and soils.

Timber lathed shadehouses of bamboo, split palings, or timber clothed in calico were erected in the 1860s-90s. Glazed structures, including conservatories and greenhouses, were erected from the 1880s for the propagation and display of flowering plants.

Conservatories were a feature of many Victorian residences on the plains whereas timber lathed structures were more common in the Adelaide Hills. Smaller residences during this period often had a semi-enclosed courtyard with a small conservatory full of palms and ferns attached to the main house.

Many of these non-timber structures were removed in the 1930s-50s. Timber structures also quickly deteriorated due to heat, moisture, timber rot or termites, and were demolished especially following a fashion shift in the 1930s away from ferns, orchids, and horticultural display and propagation.

Pergolas, arbours & gazebos

These structures were erected for pleasure and the open display of climbing species. They are still popular today. Often evoking poetic and artistic associations, most were erected in the 1870s-90s in conjunction with Victorian residences. Constructed from timber, bamboo or tea-tree they also quickly deteriorated due to heat, moisture, timber rot or termites. In the 1920s-30s concrete pillars were often used.

Arbours and pergolas were elements often erected with small-medium sized residences to display climbing roses or for training creepers, and also to provide shade and aesthetic appeal. These elements were common from the 1860s and continue to be erected today with houses and in public parks. The 1930s-50s in Adelaide witnessed a shift with vines and glory vines being grown on these structures.



Trellis at 'Dulwich House', Dulwich. Source: David Jones, 1996.

Trellises, frames & supports

These elements were used to support both flowering and fruiting plant species. In the late 1800s, as today, they were constructed from timber, bamboo, split palings, metal piping, wire frames, and any pole-like materials that could be tied, nailed or welded together to form a frame. They were essentially used to train climbing roses or creepers, or to support espaliered fruit trees or vines or climbing vegetables.

Driveways, paths, steps & edgings

The pathway system in a garden plays a pre-eminent role in its shape and presentation. The common squared or geometric paths and driveways of the 1800s contrasted strongly with the curved or serpentine paths and driveways of the 1920s onwards. Between the 1880s to 1940s both patterns were common.

Surface textures of paths varied according to the locality's stone source and brick kiln. Most paths and driveways were gravel or crushed rock, using locally quarried stone. Select areas of paths were

often brick paved in simple or basket-weave patterns, either for display or in damp locations. Adelaide concrete street paving squares were recycled in the 1920s-30s as garden paving materials.

Steps were a rare feature in most gardens, except in the Adelaide Hills, because of the relatively flat landscape. Most were, in the late 1800s, square-cut sandstone or bluestone, occasionally with a step of Willunga or Mintaro slate, in a rectangular form. From the 1920s onwards rough cut sandstone or bluestone was often used and curved or semi-curved stair forms became more common. Dry stone sandstone and bluestone walling and creek edges were common in most Adelaide Hills gardens from the 1870s, and are a feature of many today.

Initially most garden path edgings were defined by a small trench or a timber branch. From the 1860s onwards cut timber lengths, strips of metal, or neat rows of local stone, were used although this varied from property to property. Some gardens just used English Box as an edging, or the readily available terracotta tiles and crafted bricks in the 1870s. Bricks were first kilned in Adelaide in the 1840s. From the 1910s a mixture of edgings were used, with concrete being introduced in conjunction with Californian bungalow houses in the 1930s.

Fences & gates

An essential feature of every house was its enclosure by a fence. The front fence and gate were important decorative elements, whereas the side fences were utilitarian, but each was essential to define the allotment and to keep animals and passers-by out.

From the 1840s-60s simple stone walls or austere timber picket palisades were common, with post and rail fencing in the park lands. From the 1870s to 1910s the use of decorative timber pickets or iron patterned fences on masonry plinths were common, with timber palings and corrugated iron used for side fences. Foundries in the 1880s-90s assisted in the spread of decorative palisade iron fences, gates and lamp posts.

From the 1910s cast iron fencing was replaced by capped square headed timber palings, Cyclone ornamental woven wire fabric and galvanised ribbon



Huster Keaton, Metro-Goldwyn-Mayer star, at his swimming pool in Hollywood. The crazy pavement surrounding the pool is a good example of paving.

THE RENAISSANCE OF THE GARDEN

THE Garden Plan is in a transitional stage and its renaissance is bringing a wider appreciation of nature's examples. We follow in our new conception of the garden the beauty and informal ruggedness of nature's efforts.

Gardens on the Adelaide Plains take on new beauty when we alter levels and contours—sunken gardens, paved pathways and rockeries are planned to relieve the monotony of flat spaces—harsh lines are transformed into picturesque borders—these are the means we use in giving effect to our interpretation of the Garden Beautiful.

From our extensive quarries we are able to supply a wide selection of paving stones, rocks and gravel. Paving stones in browns and bluestone—rocks in coloured quartz or weathered stone—screenings in grey and bluestone.

We particularly draw your attention to our Linwood bluestone quarries from which we supply bluestone paving slabs and bluestone gravel. A gravel path dressed in bluestone screenings with its delightful soft shading of blue avoids the glare common to gravel paths.

LINWOOD QUARRIES

HEAD OFFICE - MITCHAM - PHONE U 1125

We will be pleased to quote you for supplies or will undertake the work of forming and laying paths and rockeries. Our service is at your disposal.

Linwood Quarries advertisement. Source: South Australian Homes & Gardens, June 1, 1934, p. 13.

Wrought Iron Gates and Fences
Lend Charm... Add Distinction

EVEN the most modern home—the most striking style—gains added charm and distinction from the adoption of Wrought Iron Gates and Fences. For Wrought Iron strikes that indefinable note of dignity which reflects good taste and careful planning. Wrought Iron Work by Cyclone offers a most interesting selection of standard patterns, while the range of individual types is, of course, unlimited. Write, call or 'phone for full particulars; even your most searching enquiry entails no obligation.

“Cyclone”

CYCLONE FENCE & GATE CO. PTY. LTD.

'Cyclone' advertisement. Source: *South Australian Homes & Gardens*, November 1, 1939, p 2.

gates, or hedges. Hedges of duranta, pittosporum or cypress were often grown behind open fence forms. Both Cyclone woven wire fabric and Hume rolled steel ribbon fences and gates were popular from the 1910s-40s because of their manufacture in Adelaide. Lych gates were more common on medium-large property fences. Detailed information on fences is provided in 2.3 *Fences in South Australia* (1995).

Other elements

Additional elements were added to the garden according to owner interests and the period.

Water features, including cast-iron fountains, were very rare in Adelaide until reticulated water in the 1870s after which these elements became centre-pieces in a front garden replacing ornamental trees.

Rockeries and plant stands were often erected in conjunction with shadehouses in the 1880s and 1930s. Using random sandstone the structures were primarily to display palms and ferns and to serve as a grotto-like feature in large gardens.

Other elements including statues, pots and tubs, tend

to be associated with 1880s-90s gardens. Prior to that period they were extravagant features. After the 1890s they were less fashionable elements. The exception after the 1890s is the use of tubs and pots on verandahs, patios and in kitchen gardens, and the often semi-rectangular stone-edged pools with statues constructed in the 1930s-40s.

Sources for information

Aitken, Richard, 'Australian shade houses and ferneries,' *Historic Environment* 1985 4 (3), pp 5-16.

Aitken, Richard, 'Garden buildings and the hard landscape,' *Historic Environment* 1987 6 (1), pp 8-19.

Cuffley, Peter, *Cottage Gardens in Australia*, Five Mile Press, Canterbury Vic, 1983.

Department of Environment & Natural Resources, 2.3 *Fences in South Australia: Guidelines*, Department of Environment & Natural Resources, Adelaide, 1995.

Loudon, James Claudius, *An Encyclopaedia of Gardening ...*, Longman, Rees, Orme, Brown, Green, and Longman, London, 1834.

M'Intosh, Charles, *The Book of the Garden*, William Blackwood and Sons, Edinburgh, Vol 1 & 2, 1853.



Seating at 'Forest Lodge', Aldgate. Source: David Jones, 1996.

... On seeing a beautiful arbour the other day in a gentleman's garden which we were looking over, we were much struck with the coolness and comfort attached to such places during the summertime, and wondered that they are not more generally adopted. What can be more cosy than 'tea in the arbour' when the heat in the parlour is 99 degrees. A nice green plot of buffalo grass with a few creepers around the arbour, and one or two seat around a table inside, where one can imbibe the fragrant and refreshing bohea, opens up a field for future enjoyment to anyone who will at once commence the erection of such a retreat from the oppressive atmosphere of the dwelling house after or during the continuance of a hot day.
The Garden and the Field, 1 April 1878, p 175.

"Making Shadehouses and Frames"

A shadehouse or a frame is so easily made, that is surprising that so few people count them amongst their possession. A few pieces of hardwood — red-gum or jarrah for posts, some pieces of 3in. x 2in. deal, and a number of the deal slips, called "battens" by the trade, an inch and a-half of less wide, and six feet long, is all that is wanted for the first; and a sufficient number of glazed sashes, two feet wide and three to four feet long, with some bricks and mortar, is all that is needed for the other.
The Garden and the Field, August 1881



Mintaro slate crazy paving constructed by Robin Hill in 1964 in Frewville. Source: David Jones, 1997.

4 PROBLEMS AND ISSUES TO CONSIDER

There are consequences in shaping a garden and selecting plants and trees. The following are considerations:

- **Building & pipe damage:** both are susceptible to salt damp and corrosion. Roots of water-loving trees, creepers and vines, or deep-rooted trees and *Eucalyptus* species planted too close or in clumps near to buildings, pipes, foundations, walls or pathways however may crack, buckle or infest cracks and surfaces.
- **Termites & borers:** termites and borers are common in South Australia and often prefer *Eucalyptus* species and timber fencing and stumps, resulting in the early senescence of trees and rotting of timbers.
- **Fertilisers, herbicides & mulches:** these need to be used with care as fertilisers and herbicides can directly affect plant growth and kill foliage and roots. Mulches can be used to great benefit in the garden but can transfer fungal diseases and cause collar-rot in plants if laid too close. As these chemicals can be part of our pollutant runoff into our watercourses it is important to be careful with and minimise their use.
- **Diseases (*Phytophthora*, viral, etc.):** in recent years it has been recognised that most vegetation can be susceptible to plant diseases and viruses. Treatment is variable, however, the causes are often new soils and plants being introduced, and the spread of beetles and caterpillars carrying diseases

and fungal bacteria.

- **Weeds:** in the 1800s many plants and trees were introduced into South Australia without knowledge as to their consequences; for example Salvation Jane or Patterson's Curse. Accordingly, numerous species are today proclaimed noxious weeds or pest plants (see Appendix 7.4), their seeds have escaped into watercourses, or been transferred by wheel or wind. Proper control and removal of weeds is important, although some latitude may have to be given to where certain plants or trees are integral design features in the garden. It is wise to contact your local council and catchment management group to seek local advice and expertise on weeds and pest plants.
- **Water:** water in South Australia is a particularly limited resource. Careful selection of plants can reduce irrigation and summer watering dependency, and recycling of rain and grey water can assist this. In some areas the water table may be close to the ground and certain species do not like regular root drowning or high salt levels in groundwater.

Sources for information

Chapman, B, Penman D & Hicks, P, *The Garden Pest Book: an illustrated Australian guide*, Thomas Nelson, Melbourne, 1985.

Department of Environment & Natural Resources, *3.8 Rising Damp and Salt Attack: Technical Notes*, DENR, Adelaide, 1995

Whibley, DJE & Christensen, TJ, *Garden Weeds: Identification and Control*, Botanic Gardens of Adelaide, Adelaide, 1991.

5 CARE, MAINTENANCE AND MANAGEMENT



Topiary at Stirling in the 1880s. Source: Mortlock Library B46638.

A well conducted garden is one in which constant attention to order, regularity and neatness will be required from him who undertakes the management of order to the due performance of every operation in the proper season, and in the best possible manner. Slovenly people can never have a good garden, because they are opposed to all rules of order and cleanliness: on the other hand, systematic and due performance of everything at the proper time, and in its season, indicates a well-regulated and orderly mind.

McEwin, George, *The South Australian Vignerons and Gardeners' Manual*, 1871, p 85.

Maintenance and management implies a planned, often day-to-day, program of garden upkeep activities. Maintenance is a recurring expense and time commitment. In the 1870s-90s many property owners could afford a regular gardener; however, this is a limited opportunity today. Therefore cost and human resource saving initiatives are necessary to feasibly design, construct and maintain a garden.

The following are some important considerations:

- **Financial and human resource reality:** gardens require regular resource investment, together with plants, soils, mulches, equipment, fertilisers, garden elements, etc. This tends to increase according to the size of the garden, diversity of plant species, nature of the land, and age of the plants. Keep it within your means.
- **Equipment:** most gardening activity requires some equipment and machinery. Select the most effective types.
- **Professional help:** recognise that there are times when it will be necessary to call upon professionals for advice and work.
- **Water & shade:** in South Australia these are the two dominant constraints. Water is a limited resource and shade is a human and wildlife desire. Recognise and respect both in the garden.
- **Wildlife:** a garden is home to animals, reptiles, birds and insects. Respect that it is their habitat also.



... one cannot but notice on every hand the many carefully kept gardens, which indicate that a taste for floriculture on the part of our people generally is rapidly on the increase. It is not the residences of the wealthy alone which are beautified and rendered attractive by the cultivation of the choicest of Nature's floral treasures, but the love of the beautiful which is intuitive in the breasts of the majority has free scope given it in many of the small cottage gardens which are so numerous round our city, as well as the homes of those who possess holdings of less circumscribed limits.

The Observer, 6 May 1893, p 826.

An Urban Cottage Garden, Parkside, 1997. Source: David Jones.

- **Mulching & composting:** both were infrequently used prior to the 1930s, except in the kitchen gardens, and have a visual impact. Both can assist plant growth and the renourishment of soils.
- **Herbicides & fertilisers:** both assist labour activities in controlling weeds and aiding plant growth. Use each with care, consider environmental concerns in their use and comply with all instructions on their labels.
- **Irrigation systems:** the cost of irrigation systems is often offset by long-term maintenance savings, reducing labour costs, and enabling careful watering of the garden.
- **Timing & seasons:** there is a calendar of gardening activities, including pruning, planting, thinning, that is often required. Each region also has a particular seasonal calendar, easily identified by flowering, fruiting, and hibernation plant phases. Australian plants vary differently to northern hemisphere species in how they respond to seasons.
- **Grasses & lawns:** lawns need regular maintenance and there has been a shift in recent years to grass species with a low care and low water dependency in Adelaide.

Sources for information

Bridgeman, Peter, *Tree Surgery: a complete guide*, David & Charles Publishers, Newton Abbot, UK, 1976.

Elliot, WR, *Pruning: a practical guide*, Lothian, Melbourne, 1984.

6 CASE STUDIES



'Vale Farm', Walkerville watercolour by S.T. Gill, c.1850, SAAG. Gift of MRS C Phillipson 1935

Colonial gardens on the Adelaide Plains 1850s-1860s

Early Adelaide Plains cottages in the 1850s-60s often did not have a front garden. Many of the row cottages in North Adelaide or in the Adelaide lanes reflect this pattern, allocating garden and laundry to the rear.

Joseph Elliott's North Adelaide cottage garden and sketch plan, quoted and represented p 33, illustrates a typical garden of this period. The garden was symmetrical in plan, edged with a vernacular artefact in the form of disused bottles, and planted primarily in shrubs, creepers and flowers rather than with trees. The single storey stone cottage also had a white painted timber picket fence. Water for the house, front and rear garden was stored in a large wooden cask situated near the rear lane.

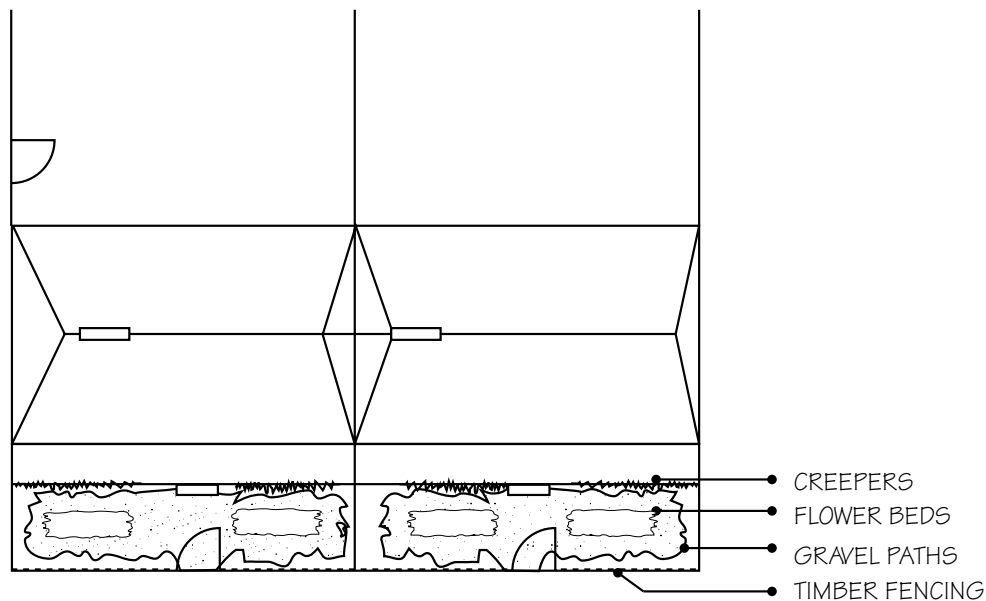
Gardens tended to be ornamental at the front and functional at the rear. Because few cottagers had gardening skills their gardens were simple and planted with only a few plants. A lack of funds, transient occupancy of small cottages, available fresh fruits and vegetables in the Adelaide markets, and career priorities led many a cottager to pay

little attention to their garden. The dearth of land on an allotment, poor drainage, pollution, and the need to purchase carted water could hinder garden establishment. Water supply particularly was poor in quality being carted from the River Torrens which at that time often dried up in summer. Grazing animals in the Park Lands and along the Torrens also aided in its pollution. Notwithstanding this many nurseries were established in Adelaide at this time, with most specialising in a mixture of ornamental and horticultural (fruit and nut species) plants.

Utilitarianism was a strong feature in early garden design and plant selection in Adelaide. While the editor of *The Farm and Garden* advocated attention to the quality treatment of a garden, according to the recommendation quoted p 34, many owners were more concerned with making a living and establishing themselves in the new colony than spending time developing a garden.

Early gardens on the Plains accordingly often adopted a simple structure. This included geometric layout or designs, common flowering perennials and familiar annuals, no lawn, and a style somewhat reminiscent of cottage gardens.

Adelaide Plains Gardens 1850s-1860s



Geometric layouts were influenced by English texts and domestic gardens, and other European domestic gardens, that often incorporated fruits and vegetables. This ordering reflected the simple Georgian architectural style applied in early colonial architecture and house construction, but was heavily influenced by strong pronouncements on garden design and plantings. The role of James C Loudon's guide-books, George McEwin's *The South Australian Vigneron and Gardeners' Manual*, advice published by the editor of *The South Australian Register & Colonial Gazette*, George Stevenson, or articulated in his public lectures on gardening, and the advocacy of *The Farm and Garden* under Edward W Andrews and Albert Molineux should not be under-estimated in providing guidance on how to layout, what to plant, when to plant, how to plant, and the quality of the garden a settler should construct.

When artist ST Gill painted Captain Frome's 'Vale House', Walkerville, in 1850 he included many details of the property's front garden. This garden featured elements of JC Loudon's designs - a circular carriage-way edged by large shrubberies, planted in a gardenesque style; a lawn (which would have

been quite a rarity at this time) with a central garden bed and pencil pine as a central focal point. This was surrounded by a systematically planted bed of agaves and low, compact shrubs. Plants with unusual and striking foliage were a feature. Some garden beds were slightly mounded to better display the shrubs.

Often the basic design layout remained consistent throughout the 1800s and the house occupiers progressively added embellishments. These included new ornamental trees or flowering shrubs, new edgings, new front fences, creepers and climbers. The choice of plants available was very wide and diverse but predominantly from Europe, North America and South Africa.

Appendix 7.1 provides a catalogue list of plants available at John Bailey's Hackney Nursery in 1845. The list indicates the wide diversity of plants available at an early stage in the colony's settlement. The plant listing contained in Appendix 7.2 for the nineteenth century in South Australia should also be considered. The information sheet on Adelaide Plains Cottage Gardens in the 1850s to 1890s may also provide related information.


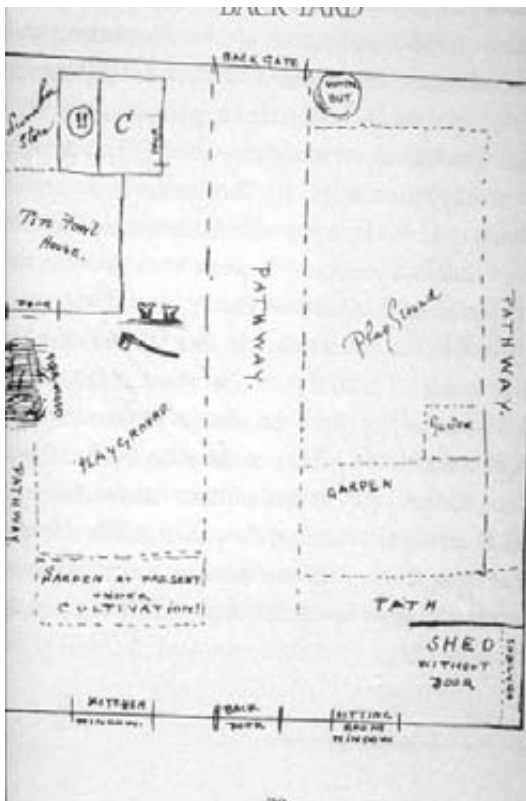


Image extracts of Joseph Elliott's North Adelaide residence in Elliott, *Our Home in Australia*, pp. 25, 27.



A description of the house and its furniture, &c, occupied by Joseph Elliott & his dear family in Jeffcott Street, North Adelaide, South Australia. August 1860

... We will now open the gate (by the bye the railing in front of the garden is white or rather of a light colour) & step into the garden & then on to the verandah floor [concrete] and knock at the door; ... The garden would be as you see it here. The beds are all enclosed by Soda water bottles turned upside down in the ground. There are not many trees, but a good many plants. On the left hand (xxx) we have a creeping plant which shelters the bed-room window. I have not put the creeper in the picture because it would hinder the view of the house.

Joseph Elliott, *Our Home in Australia*, c.1860, pp 25-26



A rural homestead vegetable and flower garden in the 1910s.
'Witchelina Station' rear garden, c.1915. Source: Mortlock Library B24018

The Farm & Garden recommendation:

With a frontage of 66 feet a house with a central passage and a room on either side will occupy about half the width of the ground. Placed properly it will leave 15 or 16 feet each end of it, and will be from 20 to 30 feet back from the front fence. If this be the case the front plot should be certainly laid out as a flower-garden, while the back should be devoted to trees, vines and vegetables. Small flower gardens are often laid out very fancifully with a number of tiny walks and miniature beds of every shape. This is a great evil. The flowers, if they flourish well, overgrow the bounds of the beds. Ladies dresses sweep over not the paths only, but the flowers on either side of them. The garden becomes at best a pretty curiosity — an ingenious device. The better plan is to have a good wide walk from the front gate to the front door, a large oval mound in front of either window, a narrow bed just in front of the house or the front palings; with a nine feet border running along each end of the front garden down past the ends of the house, leaving a path next to the house, and being continued at the same width all down the sides of the ground and along the bottom of it. A path of 3 feet wide inside this nine feet border will leave a square plot of central ground at the rear of the house to be devoted, together with the side borders in what we will call the back, or kitchen-garden, to fruits and vegetables ... the plan of the garden, ... must of course vary where there is a one-roomed front, or less ground than has been supposed.

The Farm and Garden, 10 March 1859, p 145

Adelaide Plains Gardens 1850s-60s

Key characteristics

Garden design

Purely functional and productive, being laid out in geometric patterns, later becoming more decorative with a formal pattern. Many opened onto the street, with a central or side path and gate according to the position of the front door. Water for irrigation came from rear wells or from carted water stored in rear timber water casks. No driveway or carriage-drive was provided for.

Circulation design

Circulation tended to be functional and informal with direct access points from the house to the street. Little attention to views or aesthetic considerations. Paths were either dirt, later shellgrit, sand or beaten clay edged in rough field stones, small river washed gravel stones, timber lengths, or vernacular artefacts, later becoming edged in random rubblestone, brick. Paths were axial, later shifting to a divided axis with an ornamental pivot point in later years.

Garden furniture

Simple post, plain picket or timber slat fences edged the street frontage and allotment sides. Few garden furnishings, except simple timber seats or benches on the verandahs where household chores could be performed. Some sheds, pergolas, and other rough timber structures erected at the rear to store items, support food-producing plants and to provide summer shade. Minimal water features included in the front garden.

Planting design

Little consideration given to planting design aspects as the garden was purely functional and 'survival' in form. Little evidence exists as to colour considerations. Textures were provided progressively in architectural plants such as Agaves, Aloes, Yuccas, South African bulbs and succulents which were progressively introduced to the nurseries. Plants tended to be generally very tough, drought tolerant, reliant upon little watering, and could include remnant plants of the Plains vegetation - wattles, she-oaks, native pines. The flowering shrubs, listed below, and a limited number of the trees, palms, climbers would have been grown in the front garden. The listing provides a review of plants for both front and rear gardens of the period.

- Trees - Wattles (*Acacia* sp.), Horse Chestnut (*Aesculus hippocastanum*), Norfolk Island Pine (*Araucaria heterophylla*), Spanish Chestnut (*Castanea sativa*), Moreton Bay Chestnut (*Castanospermum australe*), Nettle Tree (*Celtis australis*), Sugarberry (*C. occidentalis*), Carob (*Ceratonia siliqua*), Moreton Bay Pine (*A. cunninghamii*), Coral Tree (*Erythrina corallodendron*), Moreton Bay Fig

(*Ficus macrophylla*), Silky Oak (*Grevillea robusta*), Golden Ash (*Fraxinus excelsior 'Aurea'*), Walnut (*Juglans regia*), Camphor Laurel (*Cinnamomum camphora*), Osage Orange (*Maclura pomifera*), Norfolk Island Hibiscus (*Lagunaria patersonii*).

- Palms & succulents - Century Plant (*Agave americana*), Aloe sp., Date Palm (*Phoenix dactylifera*).
- Flowering shrubs - Clematis sp., geraniums and pelargoniums, Fuschias, Gardenias, Begonias, Camellias, Hydrangeas, *Hibiscus* sp., Cassias, Lantana (*Lantana camara*), Petunias, Chrysanthemums, *Phormium tenax*, including scented-leaf kinds.
- Climbers - Honeysuckle (*Lonicera* sp.), English Ivy (*Hedera helix*), Irish Ivy (*H. latifolia*), Jasmine (*Jasminum* sp.).
- Hedges - few early hedge plants; Wormwood (*Artemisia arborescens*), African Box Thorn (*Lycium ferocissimum*), Buxus (*Buxus sempervirens*).
- Fruit trees - occasional planting of fruit trees in the front, such as quince, lemons, oranges, loquats, and stone fruits such as figs.
- Vegetables - storage vegetables grown in the rear garden.
- Lawns - very rare until the introduction of town water.

Materials

Shellgrit, sand, river gravel, rough stone, rough slate, cut slate, rough timber, hand hewn timbers and rough sawn timber, bottles. Materials scrounged from building sites and builder's yards, and the Park Lands. Use of recycled materials from other buildings.

Architectural house style & features

Colonial, Georgian, with symmetrical or half symmetrical designs; cut Glen Osmond, Carey Gully or Tea Tree Gully stone or random rubblestone rendered or washed.

Key practitioners or advocates

Loudon (UK), Hackett (SA), Stevenson (SA), McEwin (SA), *The South Australian Register* (var.), *The South Australian Vignerons and Gardeners' Manual* (1843).

Distribution

Adelaide, North Adelaide, Kent Town, Norwood, Unley, Mitcham, Hindmarsh, Klemzig, Thebarton, Burnside, Kensington, Enfield, Glenelg, Goodwood.

Style indicators

1. Formal symmetrical, often geometric, layout pattern matching the cottage/house.
2. 'Survival' and hardy plants.
3. Timber or slat fencing.
4. Few shrubs or creepers in number and species.

LAND MART.

**THIS DAY (FRIDAY), 1ST DECEMBER, 1865,
AT 11 O'CLOCK PRECISELY.**

**G R E E N } will offer for sale by auc-
AND } tion—
W A D H A M }**

Lot 7.

ADELAIDE (Hundred of).

RESIDENCE SECTION, &c.

This valuable Property is situated at the base of the Hills, adjoining the Village of CLIFTON, about five miles from Town, and consists of SECTION No. 904, containing 80 ACRES of LAND. On it is erected a very Substantial and Commodious

FAMILY RESIDENCE,

well built of STONE, and finished with every regard to comfort and convenience, and with capacious Storage and Cellarage. The Stabling and Coach-House, as well as the Domestic Offices, are most complete. The Garden is tastefully laid out, and planted with Oranges, choice Vines, Fruit-Trees, &c., all in full bearing, and a number of ornamental Shrubs and Plants in great perfection. A Stream of Permanent Water flows through the land and garden, and a system of irrigation has been initiated, which could be completed at a small cost.

The above, which presents a rare opportunity to a Stockholder or a Gentleman requiring a Suburban Residence, is well known as the Property of G. D. SISMEY, Esq.

'Land Mart' real estate advertisement.

Source: E Warburton, Beneath the Paddocks (1981), p 35.

Sources for information

Elliott, Joseph, *Our Home in Australia: a description of cottage life in 1860*, Flannel Flower Press, Sydney, 1984.

Hodgkinson, Roma, 'Gardens and gardening in Adelaide in the nineteenth century,' *Journal of the Historical Society of South Australia* 1991 19, pp 42-77.

McEwin, George, *The South Australian Vignerons and Gardeners' Manual*, George McEwin, Adelaide, 1st ed. 1843.

The Farm and Garden, various.

The South Australian Register & Colonial Gazette, various.

Cottage gardens on the Yorke Peninsula & in the Mid North mining towns 1850s-1890s



Moonta Miner's Cottage garden, East Moonta. Source: David Jones, 1981.

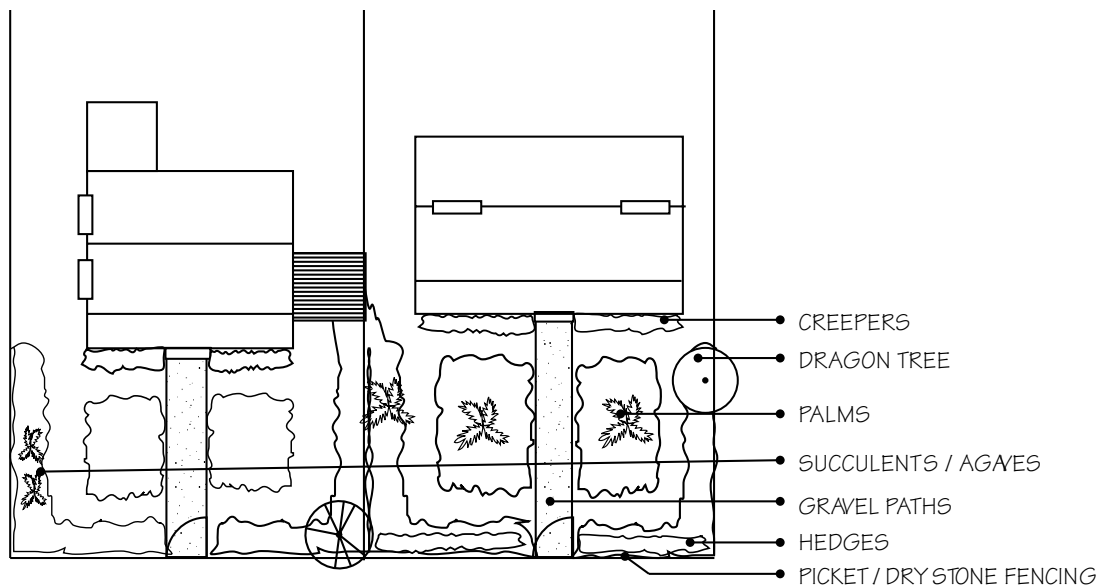
In the mining areas cottage gardens were usually a productive adjunct to a miner's income rather than a sole source of existence. Miners did not consider themselves small scale farmers. Their work sometimes required them to move away from home to places as far afield as Broken Hill, Kalgoorlie, Bendigo and Ballarat. Consequently gardens sometimes lacked sufficient care to keep them going.

Often the garden was extremely simple and utilitarian as much a source of pleasure as of income or food. It gave room for a miner's interests such as pigeon racing or poultry showing as well as providing a few fresh vegetables for cooking, storing or preserving.

Flowers were few and very tough, especially before the days of piped water supplies. Plants were obtained by swapping, seed raising and home propagation. Miners frequently had little choice as to the site of their home as they had to build their homes in designated areas of Crown Land as near as possible to the mines.

Potential tree species, available free of charge from the Forest Board Nurseries (Wirrabara, Leg of Mutton, Wanilla, Bundaleer and Stangate) in the 1880s, are listed in Appendix 7.3. Source material for this case study is based upon the Moonta Miner's cottage garden.

Yorke Peninsula & Mid-North Gardens 1850s-1890s



Yorke Peninsula & Mid-North Gardens 1850s-1890s Key characteristics

Garden design

Geometric or simple with a strong emphasis on drought tolerant plants that would grow in low rainfall areas with no summer irrigation. Often a patch of lucerne was cultivated as green feed for pigeons and poultry.

Circulation design

Usually a rigid enclosure of solid walling with a short section of 'front fence' directly out from the main entrance to the house. Being built by Miner's Rights on town across the gardens often had many outbuildings, particularly poultry sheds and pigeon lofts. The miners were keen poultry fanciers and pigeon racers, as well as utilising the birds for eggs and meat. Ducks and geese were also kept. Other outbuildings included the toilet, laundry, hay and feed sheds, cart sheds, tack rooms, dairies, milking sheds and store rooms. Consequently circulation was usually across a large open service yard, gravelled and fitted with clothes lines. The space was utilitarian and functional. Decorative considerations were strictly limited to the perimeters and to imaginative use of water troughs and tanks to hold gold fish and water lilies.

Garden furniture

Simple fences and gates on the Yorke Peninsula - split logs inserted into posts, plain picket or wire strands strung between posts. In the Mid North localities fences were often dry or mortar stone, and are today an important townscape feature. Other fencing included open pickets, ornamental mesh in the late 1890s, galvanised corrugated iron sheets and hedges. Stone walls were often in combination with hedges. Few if any garden furnishings - simple seats and benches for functional purposes, eg., household chores.

Planting design

Functional and 'survival' in consideration, with predominant attention to food and forage plants. No available evidence of colour as a consideration. Texture provided by strong architectural plants such as Agaves, Aloes, Yuccas and large cacti, also seasonal foliage of South African bulbs. Plants selected primarily because of their toughness, drought tolerance, and minimal water and maintenance needs. Flowering shrubs, hedge plants, succulents would have dominated the front garden in conjunction with select palms and shade trees.

- Shade and shelter trees - Pepper Tree (*Schinus areira* ssp. *molle*), Norfolk Island Hibiscus (*Lagunaria patersonii*), Queensland Bottle-tree (*Brachychiton rupestris*), Drooping She-oak (*Allocasuarina verticillata*, syn. *Casuarina stricta*), Bead Tree (*Melia azedarach* var. *australiana*), English Elm (*Ulmus procera*), Plane Tree (*Platanus orientalis*), Radiata Pine (*Pinus radiata*), Kurrajong (*Brachychiton populneus*), River Red Gum (*Eucalyptus camaldulensis*), Tamarisk (*Tamarix chinensis*), rarely Dragon's Blood Tree (*Dracaena draco*).
- Palms - Cotton Palm (*Washingtonia filifera*), Mexican Palm (*W. robusta*).
- Flowering shrubs - Bird of Paradise (*Caesalpinia gilliesii*), Pride of Madeira (*Echium fastuosum*), Lantana (*Lantana camara*), Cape Honeysuckle (*Tecomaria capensis*), occasionally roses (*Rosa* sp.) - Hybrid perpetuals, teas, chinas, polyanthas, *Rosa 'fortuneana'*.
- Hedge plants - Wormwood (*Artemisia arborescens*), Giant Reed / Bamboo (*Arundo donax*), Geraniums (*Geranium* sp.), Pelargoniums (eg. *Pelargonium x hortorum*), Mirror Plant (*Coprosma robusta*), Boobialla (*Myoporum insulare*), occasionally Laurustinus (*Viburnum tinus*), Plumbago (*Plumbago auriculata*, syn. *P. capensis*). Also Cotoneasters (*Cotoneaster simonsii*), Aloe (*Aloe africana*), *Opuntia* sp., Agave (*Agave americana* 'Variegata'), Torch Cactus (*Trichocereus spachianus*).
- Climbers - Purple Bougainvillea (*Bougainvillea glabra* 'Traillii'), ivy, geraniums, Coral Pea (*Hardenbergia violacea*), Blue Potato Bush (*Solanum rantonnetii*).
- Succulent plants - *Aloe saponaria*, *Aloe striata*, *Echinopsis* sp., *Cotyledon orbiculata*, *Crassula arborescens*, *Portulacaria afra*, Candle Plant (*Senecio articulatus*, syn. *Kleinia mandraliscae*), *Echeveria secunda*, various *Echeveria* sp., *Agave attenuata*, *Carprobotus edulis*, *Mesembryanthemum* sp.
- Fruit trees - stone fruits, almonds, figs, loquats, mulberries, rarely lemons or oranges, grapes.
- Vegetables - storage vegetables, onions, pumpkins, tomatoes, chard/spinach.
- Herbs - mint, parsley, less commonly sage and rosemary.

Materials

Use of whatever materials could be found or had for free; in the copper mining areas much use was made of limestone rubble and picked over rock from the mines for construction of walls, and skimps (as gravel). Timber was scarce but Mallee branches cut as rods were strung between wires to make fences; used kerosene tins were also flattened and used as fencing materials - sometimes these were cut to resemble pickets with pointed or rounded tops. The miners skills enabled a finished appearance.

Architectural house style & features

Vernacular often symmetrical cottages from timber sheets, corrugated iron, or cut or random rubble stone.

Key practitioners or advocates

Loudon (UK), George Stevenson (SA), *The South Australian Register* (var.), *The Garden and Field* (var.).

Distribution

Moonta, Kadina, Wallaroo, Cornish mining areas, Burra, Mintaro.

Style indicators

1. Formal symmetrical or informal vernacular layout patterns.
2. 'Survival' and hardy plants, often associated with food and forage needs.
3. Timber, timber slat, or random rubble stone fencing.
4. Predominance of tough, hardy, drought tolerant plants associated with basic functional and productive needs.
5. Selective ornamental use of palms.
6. Use of Aloes, Agaves and similar succulents as hardy decorative species.

Sources for information

Beames, Rodney & Whitehill, Tony, *Some Historic Gardens in South Australia*, National Trust of South Australia, Adelaide, 2nd ed., 1982, pp 73-75.

Ferguson, Mary, Proust, Graham, & Nottle, Trevor, 'Miner's Cottage at Moonta' - unpublished report, National Trust of South Australia, Adelaide, nd.

Lester Firth & Murton, *Burra Conservation Study*, Lester Firth & Murton, Adelaide, 1978.

McDougall & Vines, *Mintaro Conservation Study*, McDougall & Vines, Norwood, 1989.

Nottle, Trevor, "The Miner's Cottage Garden, East Moonta, South Australia," *The Australian Garden Journal* 1983 2 (8), pp 136-138.

**Cottage gardens in Mid North agricultural areas, such as the Clare & Gilbert Valleys
1850s-1890s**



*A more elaborate garden: Joseph Gilbert and his daughter Anna at 'Pewsey Vale', 1877.
Source: Mortlock Library B10646.*

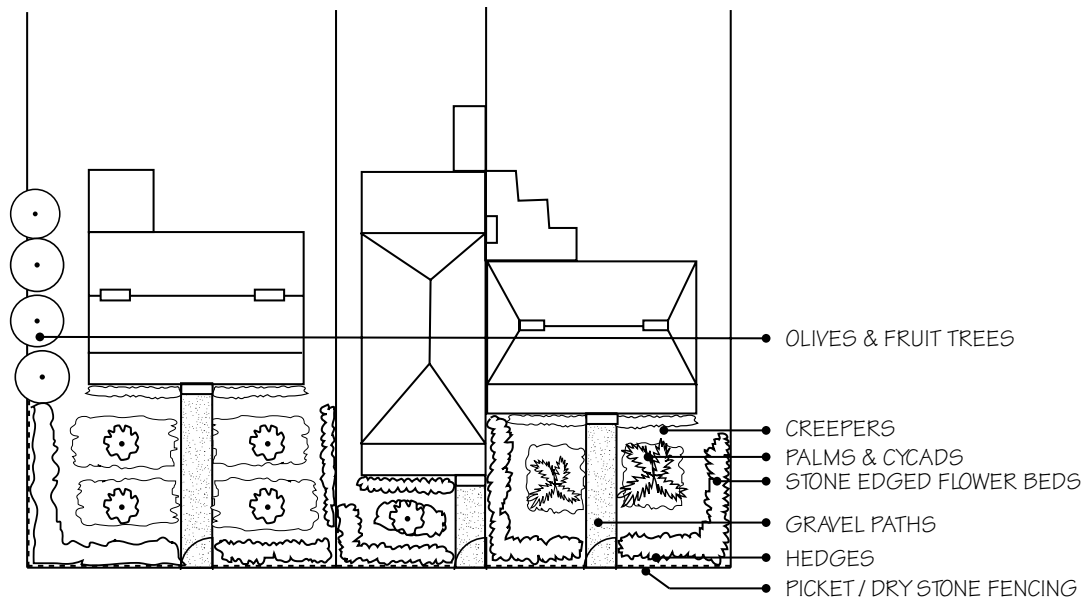
In the villages and towns in the Mid North, whether associated with agricultural or mining activities, numerous random rubble stone cottages were erected in the 1800s. Many of these cottages remain today, often with remnant elderly succulents and palms, geometric garden plans, sections of timber pickets or random rubble dry stone walls. A feature of many medium to large sized residences was often palm trees - many of which can still be seen today along the Gawler-Clare-Peterborough roads in the gardens of existing or now ruinous cottages.

Early residents adopted the cottage garden style, dominated by perennials, to provide colour and a simple enhancement of the houses. The scarcity of water also meant that gardens were not elaborate

in style, layout and the range of species. Many tree specimens were available, free of charge, from the Forest Board nurseries at Wirrabara and Bundaleer from 1876 to the 1920s, and a few private plant nurseries were established in this region. Most residents also planted fruit and nut trees, and established vegetable gardens on their allotment.

Appendix 7.2 contains an overview of plants used in the late nineteenth century in South Australia. Appendix 7.3 contains a catalogue of trees available free of charge in 1882 at the Forest Board nurseries at Wirrabara and Bundaleer.

Clare & Gilbert Valleys Cottage Gardens-1850s-1890s



Clare & Gilbert Valleys Cottage Gardens, 1850s-1890s

Key characteristics

Garden design

Simple geometric layout, central gate in timber slat or random rubble dry stone walls. Strong emphasis on drought tolerant plants that would grow in low rainfall areas, and food and forage plants.

Circulation design

Local gravel, crushed Mintaro slate, or crushed local stone chips, occasionally local stone slabs, terracotta red brick chips and or tessellated tiles according to local availability, resident income and house size. Timber, small stone or no edgings with symmetrical pathway systems.

Garden furniture

Very few pieces in the front garden. Either a timber slat front fence or a random rubble dry stone or slate wall fence; often wire or timber slat side fences. Occasionally wrought iron front gates. Functional furniture often associated with household chores or a cut or hewn timber bench seat on the verandah. Timber picket or slat fencing not often used in the 1800s; popular in the 1900s.

Planting design

Cottage style with perennials, some flower-beds, use of palms and succulents, no lawns; minimal use of native species; few vegetables, fruit and nut trees in the front

garden; little emphasis on colour; occasional fruit and nut trees. The plants below give an indicative selection of popular species:

- Shade and shelter trees, in either front gardens or streetscapes: Pepper Tree (*Schinus areira* ssp. *molle*), Norfolk Island Hibiscus (*Lagunaria patersonii*), Bead Tree (*Melia azedarach* var. *australasica*), Rusty Fig (*Ficus rubiginosa*), Aleppo Pines (*Pinus halepensis*), Olive (*Olea europaea*), Carob (*Ceratonia siliqua*). Use of native trees: River Red Gum (*Eucalyptus camaldulensis*), Sugar Gum (*E. cladocalyx*), South Australian Blue Gum (*E. leucoxylon*) often in plantations, along drives and rural fence-lines. Occasionally cedars, cypress, pines including Radiata Pine (*P. radiata*), and cypresses in water reliable areas.
- Hedges - Wormwood (*Artemisia arborescens*), Duranta (*Duranta erecta*), Giant Reed/Bamboo (*Arundo donax*), Mirror Plant (*Coprosma repens*), Carob (*Ceratonia siliqua*), Natal Plum (*Carissa grandiflora*), African Box Thorn (*Lycium ferocissimum*), Broom (*Cytisus* sp.), Tagasaste (*Chamaecytisus prolifer*, syn. *Cytisus proliferus*), Olive (*O. europaea*) and Hawthorn (*Crataegus* sp.), and occasionally Laurustinus (*Viburnum tinus*), Plumbago (*Plumbago auriculata*, syn. *P. capensis*). Hedges often used as an alternative to fencing.

- Climbers - Purple Bougainvillea (*Bougainvillea glabra* 'Traillii'), ivy, geraniums, Coral Pea (*Hardenbergia violacea*), Nightshades (*Solanum* sp.).
- Succulents - ornamental use of succulents (*Agave* sp., *Aloe* sp., *Echinopsis* sp., *Cotyledon* sp., *Echeveria* sp., *Carrobotus* sp., *Mesembryanthemum* sp.).
- Fruit trees - stone fruits, almonds, figs, loquats, mulberries, rarely lemons or oranges, grape vines.
- Vegetables - storage vegetables, onions, pumpkins, tomatoes, melons, chard / spinach.
- Herbs - mint, parsley, less commonly sage and rosemary.
- Palms - decorative use of palms in front gardens either as a single or pair symmetrical feature, including Cotton Palm (*Washingtonia filifera*), Mexican Washingtonia (*W. robusta*), Canary Island Palm (*Phoenix canariensis*), Date Palm (*P. dactylifera*).

Materials

Local stone or local kilned red bricks for pavings, edgings, dry-stone wall construction. Limited use of terracotta and kilned red brick in the garden. Mintaro slate predominates in the Mintaro locality.

Architectural house style & features

Often simple symmetrical single-storey Georgian-Victorian residences with central door and corridor, constructed from local random rubble, cut and rendered stone or local cut stone with kilned red brick front wall facades, local random rubble stone side walls.

Key practitioners or advocates

Loudon (UK), Hackett (SA), Heyne (SA), McEwin (SA), Stevenson (SA), *The South Australian Register*, *The Farm & Garden*, *The Garden & the Field*.

Distribution

Inland Mid North (Gawler-Clare-Peterborough-Burra-Mintaro)

Style indicators

1. Simple geometric plan, central path.
2. Use of local stone materials.
3. Cottage garden perennial plantings.
4. Use of hedges as fencing.
5. Ornamental use of succulents and palms.
6. Planting design and choice influenced by *The Farm & Garden* and *The Garden & the Field* publications; and, Forest Board nursery tree stock.

Sources for information

McDougall & Vines, *Mintaro Conservation Study*, McDougall & Vines, Norwood, 1989.

A homestead garden in the South East: 'Penola Homestead', Penola with Robert Rymill driving his first motor car, 1904.
Source: Mortlock Library B50743.



Cottage gardens on the Adelaide Plains 1850s-1890s



'Angmering Vale', Enfield, c.1881. Photograph by TB Ragless of a cottage erected in the English village style and often incorrectly portrayed as a 1840s image of the Adelaide Plains. Source: Maggie Ragless; Photo: Mortlock Collection B5629.

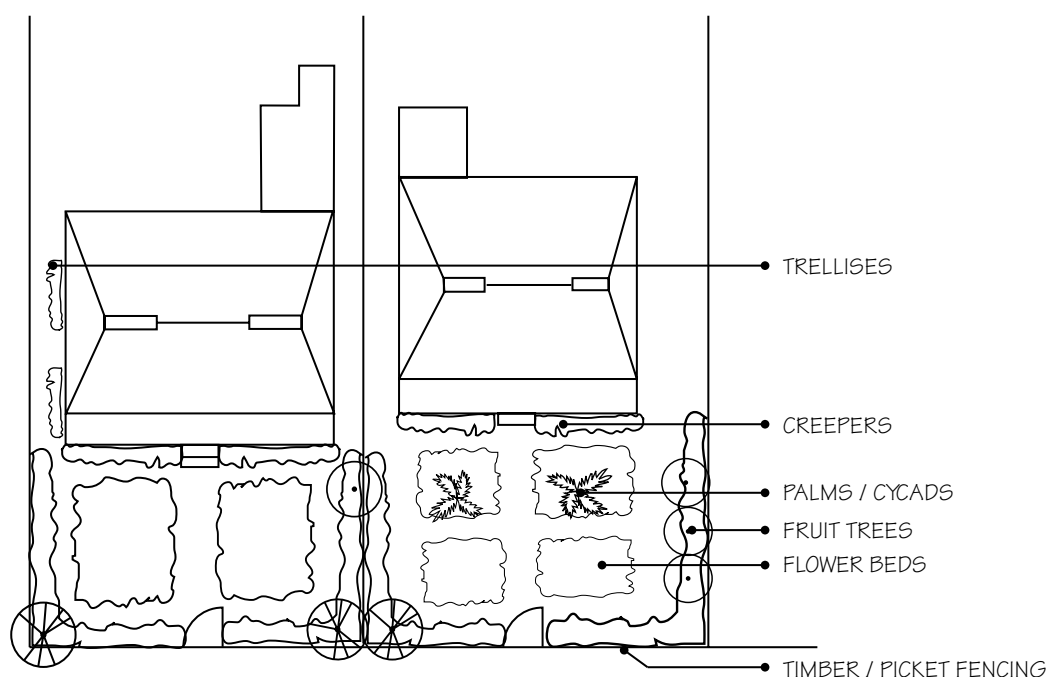
Cottagers occupied areas usually less than a town acre, often sub-divided for row housing. City cottage dwellers were employed as casual labour, unskilled labour, on road gangs and maintenance crews, in factories and small businesses - breweries, timber mills, abattoirs, nurseries, brick-kilns, dairies, carpenters & joiners, hotels, stock yards, iron-mongers, carriers, wool stores, foundries, tanneries. Women worked too, often at home as washerwomen, seamstresses, ironing ladies, nannies and domestics - as well as in jam factories, pickle factories, etc.

Few city cottagers had gardening skills or commitment (see quotation from *The Garden & The Field* in the Information Sheet on Cottage Gardens in the Adelaide Hills 1840s-1890s) so gardens were usually simple and with a restricted range of

plants. There was little money for buying plants, most plants were acquired by swapping cuttings, roots, bulbs, suckers, etc. Gardens were often transient, especially in rented premises. Sites were often cramped and overshadowed by commercial premises; site drainage and pollution were common problems. Water supplies were scarce coming mainly from the over-extended (and quickly polluted) seasonal flow of the River Torrens. Grazing animals, agisted in the Park Lands, often escaped to wander the streets grazing on gardens.

Appendix 7.2 list plants commonly available in the nineteenth century in Adelaide providing an indicative list of what was available in the private plant nurseries during this period.

Adelaide Plains Cottage Gardens 1850s-1890s



Much will depend upon the size of the house, and the extent and nature of the ground intended for a Flower Garden and Shrubbery, as to the way in which it should be laid out and planted. There are certain ground rules, however, which it will be necessary to observe. The flower borders, or beds, should be near the house, and should extend as much as possible in front of the principal windows. Shrubs may be planted either singly on a grass lawn, or in groups, or clumps, in order to give variety to the landscape — as breaks or vistas — or to form a blind to any unsightly object seen in looking from the principal windows, or in the approach to the house. If ornamental trees are desired, they should not be planted until fully considering the effect they will produce when they have attained their ultimate height and dimensions. Their habit of growth — whether upright or spreading, dense or open — is of consequence to note.

The approach to the house should be laid out, and may either be straight, leading direct to the front door, or, if there is plenty of scope to work upon, a curved or winding avenue may be made. ... for a walk five feet will be ample.

George McEwin, *The South Australian Vignerons & Gardeners' Manual*, 1871, pp 113-114.

Adelaide Plains Cottage Gardens 1850s-1890s

Key characteristics

Garden design

Purely functional and productive 'gardens of survival', geometric layout, later becoming more decorative within a formal framework. Many city cottages opened directly onto the street, or had pocket handkerchief front gardens; the main garden space was usually at the back. Water for irrigation came from wells and stored rainwater. No lawns.

Circulation design

Functional and informal with direct access points from house to property boundaries. Little or no attention to aspect or views. Dirt paths, later shellgrit, small river washed gravel, sand, beaten clay. Edgings of rough field rocks and slates, later bricks, cut slates, cut hardwood timbers. Axial path layout, though later with divided axis centred on a circle, square, and/or lozenge garden bed. Sometimes a crude rockery was made from a mound of earth and the same rough stone that formed the edging to beds.

Garden furniture

Simple fences and gates - split logs and inserted into posts, plain picket or wire strands strung between posts. Few if any garden furnishings and mostly in the rear garden - simple seats and benches for functional purposes, e.g. where household chores could be performed. Simple plant supports, rough timber or rough sawn timber pergolas for vines; some pergolas were constructed to shade houses and were added to lean-to rear constructions, others were free standing and sheltered axial paths. Fountains - generally none, common water features were large horse troughs which doubled as lily ponds and fish ponds (half a corrugated iron water tank), some wells acted as garden features.

Planting design

At first purely functional and for survival and then slowly giving way to a conscious rectilinear design with some hardy decorative plants added to the necessary food and forage plants. No available evidence of colour schemes, people concentrated on plants that would grow in the hard conditions pre-town water supplies. Texture provided by strong architectural plants such as *Agave* sp., *Aloe* sp., *Yucca* sp., and large cacti (*Opuntia* sp., *Cereus* sp.), also seasonal foliage of large South African bulbs such as *Amaryllis*, *Watsonia* and *Antholyzia*. Generally very tough, drought tolerant plants were selected. Front gardens tended to be composed of hedges, perennials, flowering shrubs, shrubs, succulents, and a select few trees and palms.

- Trees - Wattles (*Acacia* sp.), Horse Chestnut (*Aesculus hippocastanum*), Norfolk Island Pine (*Araucaria heterophylla*), Spanish Chestnut (*Castanea sativa*),

Moreton Bay Chestnut (*Castanospermum australe*), Nettle Tree (*Celtis australis*), Sugarberry (*C. occidentalis*), Carob (*Ceratonia siliqua*), Moreton Bay Pine (*A. cunninghamii*), Coral Tree (*Erythrina corallodendron*), Moreton Bay Fig (*Ficus macrophylla*), Silky Oak (*Grevillea robusta*), Golden Ash (*Fraxinus excelsior* 'Aurea'), Walnut (*Juglans regia*), Camphor Laurel (*Cinnamomum camphora*), Osage Orange (*Maclura pomifera*), Norfolk Island Hibiscus (*Lagunaria patersonii*).

- Remnant native plants of the Plains - wattles (*Acacia* sp.), she-oaks (*Casuarina* sp., *Allocasuarina* sp.), native pines and cherries (*Callitris* sp., *Exocarpos cupressiformis*).
- Exotic pines and cypresses - Radiata Pine (*Pinus radiata*), Aleppo Pine (*P. halepensis*), Canary Island Pine (*P. canariensis*), Corsican Pine (*P. nigra*), Maritime Pine (*P. pinaster*), Monterey Cypress (*Cupressus macrocarpa*), Italian Cypress (*C. sempervirens*).
- Palms - often used in single or symmetrically paired specimens, or in a display position in the front garden. Includes Canary Island Palm (*Phoenix canariensis*), the Date Palm (*P. dactylifera*), Dragon Tree (*Dracaena draco*), Mexican Palm (*Washingtonia robusta*), Cotton Palm (*W. filifera*).
- Shrubs - often used in single or symmetrically paired specimens, or in a display position in the front garden. Includes: *Duranta* (*Duranta repens*), Privet (*Ligustrum* sp., *L. lucidum*, *L. ovalifolium*), Oleander (*Nerium oleander*), Lantana (*Lantana camara*, *L. montevidensis* syn. *L. sellowiana*), *Wigandia caracasana*, Tree Daisy (*Montanoa bipinnatifida*), Lion's Ear (*Leonotus leonurus*), Cape Plumbago (*Plumbago auriculata* syn. *P. capensis*), African Wintersweet (*Acokanthera oblongifolia* syn. *A. spectabilis*), Stompdorn Gardenia (*Gardenia thunbergia*), *Lupinus arboreus*, White Weeping Broom (*Genista monosperma*), *Catharanthus* sp. (inc. *Catharanthus grandiflora* syn. *Lochroma grandiflora*, *Catharanthus coccinea* syn. *L. coccinea*), Paraguay Nightshade (*Solanum rantonetii*).
- Hedge plants - wild Olive (*Olea europaea*), Carob (*Ceratonia siliqua*), Century-plant (*Agave americana* 'Variegata', *Aloe* sp. (inc. *Aloe africana*), *Opuntia* sp., Giant Reed / Bamboo (*Arundo donax*), Natal Plum (*Carissa grandiflora*), African Box Thorn (*Lycium ferocissimum*), Silver Wormwood (*Artemisia arborescens*), Privet (*Ligustrum* sp.), *Duranta* (*Duranta repens*), Firethorn (*Pyracantha* sp.), Hawthorn (*Crataegus* sp.), Wild Plums (*Planchonella* sp.) and sloes.
- Fruit trees - including olives (*Olea europaea*), figs (inc. *Ficus* sp. and *Feijoa sellowiana*), pomegranates (*Punica granatum*), stone fruits, citrus - lemons, oranges, blood oranges, valencias, shads, pomeloes, cumquats, mandarines along creekbeds and the River Torrens banks, almonds, fruiting grapes and wine grapes.

- Daisies and Roses - usually in a display position. Includes: Tree Dahlias, various lavenders, Marguerite Daisies, roses; teas, chinas, hybrid perpetuals, Lady Banks Rose (white and yellow; *Rosa banksiae*), Macartney Rose (*R. bracteata*), Cherokee Rose (*R. laevigata*), *R. eglanteria*, *R. canina*, *R. multiflora*.
- Perennials and annuals - flowers provided by hardy summer dormant South African and South American bulbs, also jonquils and tazettas, with some winter and spring flowering annuals, eg. sweet alyssum, nasturtiums, schizanthus, linarias, mignonette, sweet peas, winter-flowering stocks, hollyhocks, Canterbury Bells, violas, violets, dianthus, agapanthus, dietes.
- Succulent plants in variety - *Sedum* sp., *Echeveria* sp., *Sempervivum* sp., *Mesembryanthemum* sp., *Senecio* sp., *Kleinia* sp., small aloes, small cacti including - *Echinopsis* sp., *Epiphyllum* sp., *Rhipsalis* sp., *Mammillaria* sp., small *Opuntia* sp.
- Hardy flowering shrubs - geraniums and pelargoniums, including species and scented-leaf kinds.
- Storage vegetables - onions, pumpkins, potatoes, tomatoes for sauces and relishes along with cauliflowers, cabbages & pickling onions. Pie melons for jam making, broad beans, chard-spinach, cucumbers, water and rock melons.
- Herbs - garlic, herbs for drying - rosemary, sage, thyme, marjoram, fresh herbs - mint and parsley.
- Lawns almost unknown until town water supplies became available, swept dirt being the commonest outdoor surface. Later lawns were introduced and made of Buffalo Grass, Kikuyu or Paspalum and Lippia.

Materials

Shellgrit, sand, river gravel, rough stone, rough slate, cut slate, rough timber, hand hewn timbers and rough sawn timber, bricks, beer and other types of bottles, terra cotta edging tiles, wire hoops, woven wire panels. Materials scrounged from building sites and builders yards, mason

yards and brickworks. Recycled materials from buildings and possibly from dismantled ships.

Architectural house style & features

Architectural styles were simple, often symmetrical single storey, random rubble and or sawn timber constructed; often in Carey Gully sandstone, Basket Range sandstone, Glen Osmond stone or Stonyfell quarry stone, occasionally with Willunga slate roofs; in a simple Georgian or Victorian architectural style; often with central corridors and a two or four-room floor-plan with a rear lean-to kitchen. Most had front and rear concave verandahs, hip roofs often flush with wall ends, often 12-pane double-hung windows.

Key practitioners or advocates

Heyne (SA), Hackett (SA), *The Observer*, Stevenson (SA), *South Australian Register*, *The Farm & Garden*.

Distribution

Adelaide Plains, Gawler, Southern Vales

Style indicators

1. Basic formal, often geometric garden layout, with a central axis pathway.
2. Diverse collection of cottage garden-style flowering perennials and annuals.
3. Appropriated and recycled materials used for garden edging, fencing, etc.
4. Use of hedges occasionally as fences; use of creepers and climbers on verandahs, trellises and pergolas.
5. Planting design and choice influenced by *The Farm & Garden*, *The South Australian Vignerons & Gardeners' Manual*, *The Observer*, and *The Garden & the Field* publications.
6. Use of local Plains and Hills stone in walling, etc., in a mortared or dry random rubble construction.
7. No lawns.

Sources for information

Clarke, Caroline, 'Recollections of Miss Caroline Clarke' - personal diary in the Mortlock Library Collection.

Crittenden, Victor, *The Front Garden: The Story of the Cottage Garden in Australia*, Mulini Press, Canberra, 1979.

Cuffley, Peter, *Cottage Gardens in Australia*, Five Mile Press, Canterbury Vic, 1983.

Hackett E & W, *Manual for the Garden & Farm*, E & W Hackett, Adelaide, 1898.

Hasluck, Alexandra, *Portrait with Background:*

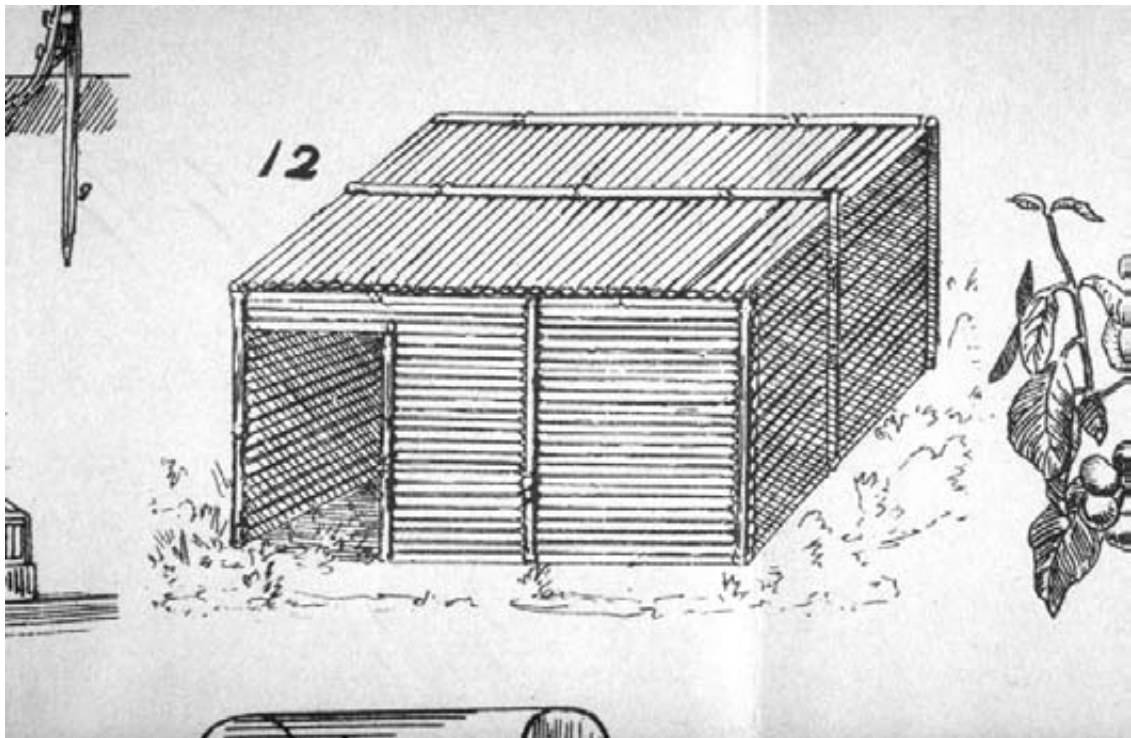
The Letters and Biography of Georgiana Molloy, Oxford University Press, Melbourne, 1955.

Henning, Rachael, *The Letters of Rachael Henning - 1871*, Angus & Robertson, Sydney, 1966.

Hodgkinson, Roma, 'Gardens and gardening in Adelaide in the nineteenth century,' *Journal of the Historical Society of South Australia* 1991 19, pp 42-77.

Nottle, Trevor, *The Cottage Garden Revived*, Kangaroo Press, Kenthurst NSW, 1984.

Cottage gardens in the Adelaide Hills 1840s-1890s



A garden bush house: extract from the Heyne's The Amateur Gardener's appendix fold-out diagram. Source: Heyne, The Amateur Gardener, rear appendix, 1881.

We are convinced that cottage gardening has a tendency to elevate the artizan and labouring classes, that we would urge upon all who have the moral welfare of our population at heart to cultivate this taste to the utmost. Garden and the Field, 1 November, 1876.

Cottage gardening formed the basis of most small-scale gardens in the Adelaide Hills, where residents were often occupied in horticultural pursuits before the advent of larger 'hill-station' residences like 'Beechwood' and 'Forest Lodge'.

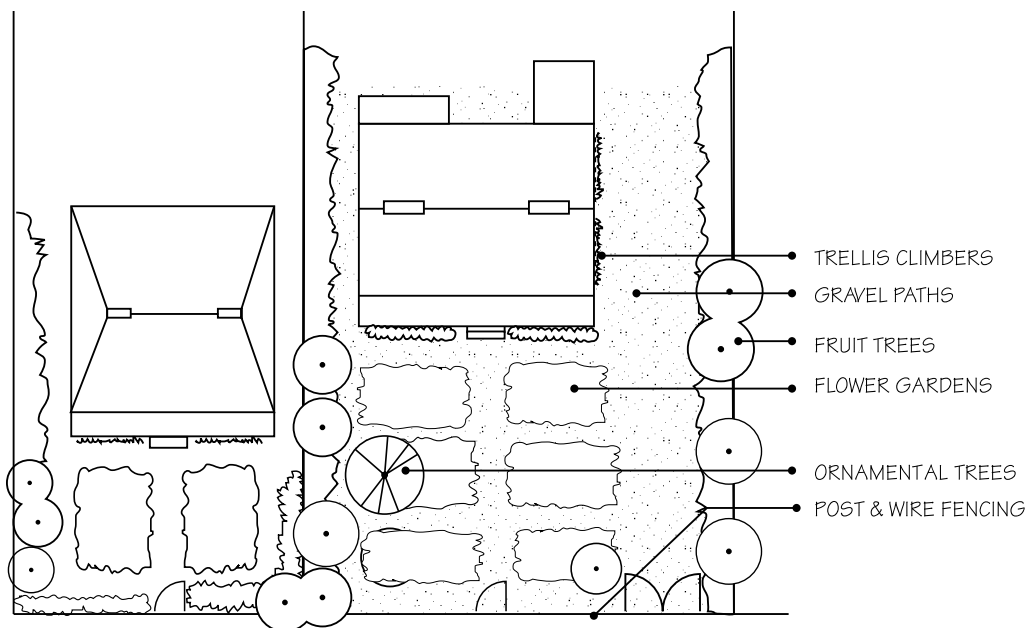
The size of these cottage gardens was governed by the available labour; usually each was maintained by a couple working an hour or so each day. Some allotments were rented from other landowners. Cottagers also sought arable flat land suited to mixed farming and orchards.

The emphasis was on supplementing bought food and varying degrees of self-sufficiency. As well as fruit trees there could have been grass for grazing sheep, a cow or free range hens. Flowers, flowering

shrubs, etc, were of secondary importance, those available were acquired through swapping or receiving easily propagated plants from the gardens of the Adelaide Hills' big estates. Cottages were occupied by shepherds, cow-men, orchard hands, gardeners, sawyers, log getters, carriers, coachmen, dray drivers, agricultural labourers, grooms and stable hands. Some had skills that could generate income from the land, e.g. soft fruits for sale and jam making, eggs and poultry, milk and butter production, vegetables for sale to inn keepers and at city markets.

Plants were obtained from either nurseries established in the Hills or from cuttings obtained from the various large gardens established in the region. Sewell's Nursery (later Kemp's) in Aldgate was the

Adelaide Hills Cottage Gardens 1840s-1890s



most prominent nursery supplying numerous cool temperate species together with fruit trees. The Blackwood Experimental Station provided advice on fruits and vegetables, influencing for example the plantings in the 'Gamble Cottage' garden in Blackwood, and the Belair Nursery under the Woods & Forest Department often provided tree samples free of charge. The growth in large hill-station estates and summer residences often resulted in the establishment of extensive cool temperate plant gardens in a Victorian style, such as 'Beechwood', 'St Vigeans', 'Carnimow'. Cuttings, bulbs, left-over plants were often appropriated from these estates and re-planted in the cottage gardens of individuals who laboured in creating these larger estates, nurseries and orchards.

Appendices 7.2 and 7.3 provide indicative plant lists for the region.

Sources for information

Crittenden, Victor, *The Front Garden, The Story of the Cottage Garden in Australia*, Mulini Press, Canberra, 1979.

Cuffley, Peter, *Cottage Gardens in Australia*, Five Mile Press, Canterbury Vic, 1983.

Hallack, Edward Headly, *Toilers of the Hills*, Norton Summit, District Council of East Torrens, 1987 [a collection of articles originally published in 1893]

Nottle, Trevor, *The Cottage Garden Revived*, Kangaroo Press, Kenthurst NSW, 1984.

Adelaide Hills Cottage Gardens 1840s-1890s

Key characteristics

Garden design

Straight forward layout with simple, direct geometric and formal definition of garden spaces. No differentiation of 'front' and 'back' gardens, or of the defined spatial roles such as service areas. Reliance on available water supplies from wells, tanks, dams, springs, streams. No lawns.

Circulation design

Rigid enclosure, often against grazing animals with hedges, stone walls or fences. Inward looking. Informal planting within these parameters.

Garden furniture

Few, if any built decorative structures.

Planting Design

The following plant list is indicative of these gardens. Information on trees is limited but select deciduous northern hemisphere trees predominated. Some species came from seeds and cuttings obtained from the larger gardens in the Hills.

- Trees - generally northern hemisphere deciduous trees, and cypresses.
- Fruit trees - apples (*Malus* sp.), pears (*Pyrus* sp.), cherries (*Prunus* sp.), quinces (*Chaenomeles* sp.), plums (*Prunus* sp.), gages, figs, medlars, table grapes.
- Nut trees - Walnuts (*Juglans* sp.).
- Soft fruits - raspberries (*Rubus* sp.), mulberries (*Morus* sp.), blackberries (*Rubus* sp.)
- Vegetables - brassicas: cabbages, cauliflowers, Brussels sprouts; - storage vegetables: pumpkins, onions, potatoes; - root vegetables: carrots, swedes, turnips, parsnips; - specialised Hills vegetables: celery, peas, beans and salad vegetables.
- Herbs - mints (various), parsley, spring onions, garlic, Bay trees (*Laurus* sp.)
- Flowering shrubs - lilacs, old roses - Gallicas, Chinas, Teas, Hybrid.
- Perpetuals - mosses, Lady Banks Rose (white & yellow forms), Macartney's Rose (*Rosa bracteata*), Cherokee Rose (*Rosa laevigata*), honeysuckles (various), pelargoniums & geraniums, plumbago; towards the end of the period increasing numbers of camellias, rhododendrons, azaleas and decorative plants sourced from the Adelaide Hills estate gardens (particularly 'St Vigean's') and specialist nurseries such as 'Grove Hill' at

Norton Summit, Kemp's (then Sewell's) at Aldgate - also conifers for hedges.

- Hedge plants: Gorse (*Ulex* sp.; single and double forms), Spanish Broom (*Spartium juneceum*), Dog Rose (*Rosa canina*) and Sweet Briar (*Rosa eglanteria*), Laurustinus (*Viburnum tinus*), Sweet Pittosporum (*Pittosporum undulatum*), Hollies (*Ilex* sp.), Hawthorns (*Crataegus* sp.), Wormwood (*Artemisia* sp.).
- Perennials - lupins, Perennial Peas, dianthus, carnations, chrysanthemums, dahlias, gladiolus, daffodils, jonquils, tazettas, freesias, sparaxis, ixias, babianas, peonies (rare examples).

Materials

Use of at-hand found construction materials and recycled materials e.g. local free stone, creek pebbles, gravel, sand and water-worn stones, gum tree branches, bark slabs, waste products from local industry e.g. masonry scraps. Recycled timber, bricks etc. Simple construction based on traditional skills and methods, but with a 'finished' appearance.

Architectural house style & features

Symmetrical single-storey Georgian-Victorian residences with central door and corridor, constructed from local random rubble, cut and rendered stone or local cut stone with kilned red brick front wall facades, local random rubble stone side walls.

Key practitioners or advocates

Stevenson (SA), Heyne (SA), Hackett (SA), Sewell (SA), Kemp (SA), McEwin (SA), *The Farm & Garden*, *The South Australian Register & Colonial Gazette*, *The Garden & the Field*.

Distribution

Adelaide Hills; exemplars at 'Hedgerows Cottage', Mt Barker Road, Stirling; 'Crataegus Cottage', Piccadilly Road, Crafers.

Style indicators

1. Simple geometric plan, central path.
2. Use of local stone materials.
3. Cottage garden perennial plantings.
4. Use of hedges as fencing.
5. No lawns.
6. Planting influence of *The Farm & Garden*, *The South Australian Register & Colonial Gazette* and *The Garden & the Field* publications.

Victorian gardens in Adelaide 1860s-1870s



Rear garden of botanical artist Rosa Fiveash's residence in Ward Street, North Adelaide, photographed in the 1870s.
Source: *Heritage of Adelaide*, p. 311. MLSA PRG 403/3

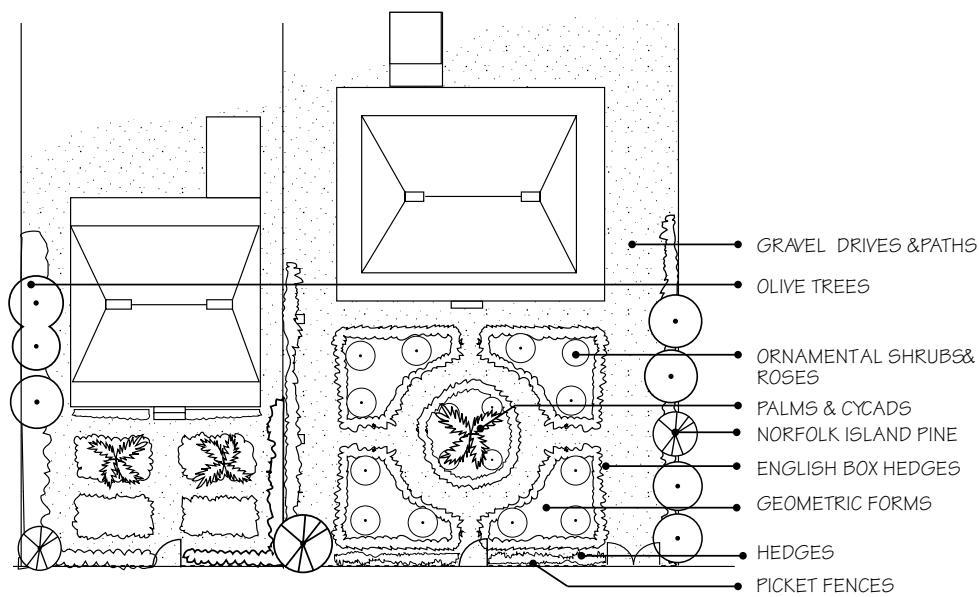
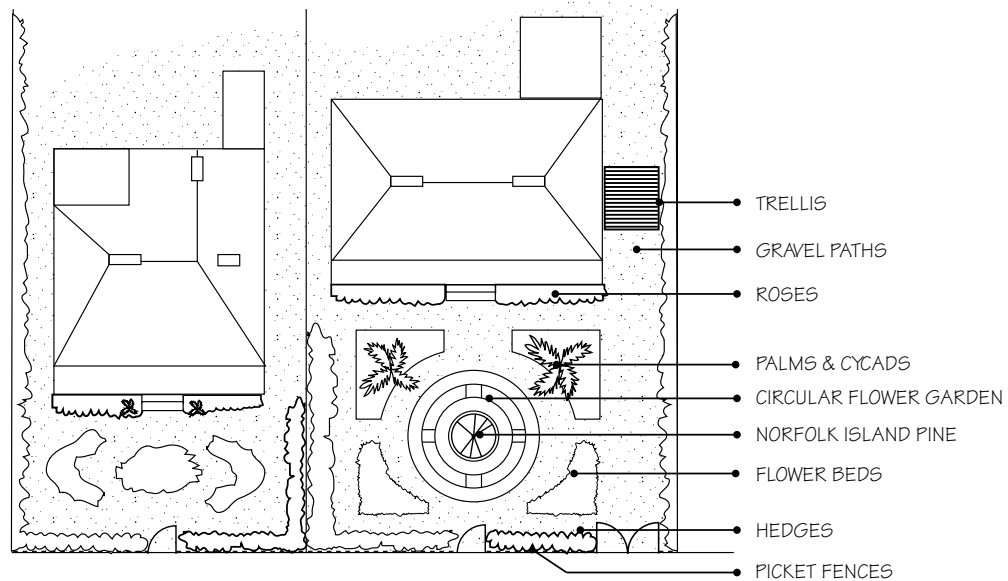
Although the prosperous decade of the 1870s was followed by an economic downturn in the later part of the 1880s and the decade of the 1890s, the prosperity of the 1870s had established the financial position of many a South Australian family. By the 1880s substantial villa houses built of stone and brick were to be found in suburbs such as Norwood, Unley, Parkside, Prospect, St Peters, Kent Town, Glenelg and Mile End and in country towns such as Kapunda and Gawler.

Photographs of 'Heywood' at Unley Park (pages 53-54) show the changes that occurred in gardens over a comparatively short time. A photograph of the front garden taken in about 1870 shows curved garden beds surrounded by low hedging. A young Norfolk Island Pine has been planted as a feature tree and there are low shrubs and perennial plants. Tall eucalypts behind the house provide a fine backdrop to the scene. A second photograph, taken about ten years later, shows a completely

different garden design. The curved asymmetrical garden beds have gone, replaced by a symmetrical pattern using lawn, with paths surrounding a central fountain. Feature plants in the lawn appear to include standard roses. Meanwhile the verandah has been trimmed with fashionable iron lacework. The availability of piped water to many houses in metropolitan Adelaide was an important factor leading to lawn-planting in the 1880s.

A photograph of the rear garden of 'Gable House' in North Adelaide (home of the artist Rosa Fiveash from her early childhood) (above) shows the use of a fountain set in a circular bed in a much more heavily planted garden. The house was built close to Ward Street so the back area was the site of the main garden. Trees, bushes and perennials are well established and plantings appear to include a selection of roses. The design and the extent of planting suggest that this was a family with some enthusiasm for gardening and the glass

Victorian Gardens 1860s-1880s



house attached to the rear of the house would have expanded the range of plants that could be grown. A trellis adjacent to the glass house which could have been used for climbing plants may have been used to screen off a utility area.

Many of the gardens constructed, and photographed, during this period reflect a mixture of formal geometry and gardenesque ideas. A sense of enclosure and the clutter of many garden features (including arbours and trellises) is becoming evident. Enclosure is particularly evident in the need to

define square, rectangular and or circular spaces in the garden, often linked with passages in the form of gaps, steps, trellises, arbours. Part of this divergence is reflective of the burgeoning interest in gardening and the increasing inquiry into areas of botany, horticulture, floristry, floriculture and landscape design evident throughout both South Australia and the Australian colonies, and matched by the theoretical scientific inquiry in Europe and North America that dramatically shifted the garden from its medieval mythical conceptual roots to it becoming a form of science.

Victorian Gardens 1870s-1880s

Key characteristics

Garden design

Gardens tended to be geometric in layout, often using squares, rectangles, or fashionable parterre-style pattern-book designs as proposed by Loudon, Heyne or McEwin. Paths tended to be straight or flow with the circular forms proposed in the garden layout. Straight paths often led directly from the front gate to the residence verandah and door. Driveways, or rather carriageways, were located on one flank of the allotment, hidden at the rear by way of a rear laneway, and/or adopted a semi-concentric circle sweep in the front garden if adequate space was available. Gates tended to be geometrically aligned with the front door.

Circulation design

Functional and informal with direct access points from house to property boundaries. Little or no attention to aspect of views. Dirt paths, later shellgrit, small river washed pebbles, crushed quartz stone, sand, beaten clay. Edgings of rough field rocks and slates, later bricks, cut slates, cut hardwood timbers. Often axial path circulation designs, occasionally interrupted by parterre-style garden beds or circular features.

Garden furniture

Simple fences and gates, later evolving into simple timber pickets and some cast-iron posts and railings. Few if any seats or benches. Simple plant supports from sawn timber including vine or creeper pergolas and trellises. No fountains although horse troughs and water-retaining urns were occasionally used. Use of sawn timber for shade houses, often with canvas cloth, glass panels, timber lathe or slat finishes to protect plants from the harsh summer sun. Few if any ornaments, except an interest in stone and concrete urns for decorative plant display.

Planting design

- Trees - Lillypilly (*Acmena smithii*), Madrone (*Arbutus menziesii*), Irish Strawberry Tree (*A. unedo*), Carob (*Ceratonia siliqua*), Spindle Tree (*Euonymus japonicus*), Norfolk Island Hibiscus (*Lagunaria patersonii*), *Pittosporum* sp., Pepper Tree (*Schinus aerea*), Dragon Tree (*Draecaena draco*), Cape Virgilia (*Virgilia oroboides*), Radiata Pine (*Pinus radiata*), Aleppo Pine (*P. halepensis*), Maritime Pine (*P. pinaster*), Monterey Cypress (*Cupressus macrocarpa*), Californian Cypress (*C. goveniana*), Himalayan Cypress (*C. torulosa*), Golden Glow (*Acacia cultriformis*), Willow Wattle (*A. salicina*), Drummond's Wattle (*A. drummondii*), Chinese Weeping Cypress (*C. funebris*), Cedris sp., Illawarra Flame Tree (*Brachychiton acerifolius*), *Callistemon* sp., *Araucaria* sp., *Thuja* sp., *Podocarpus* sp., *Taxus* sp., Bald Cypress (*Taxodium distichum*), *Acacia* sp., *Agonis*

sp., Native Frangipani (*Hymenosporum flavum*), *Oleander* (*Nerium oleander*), Princess Tree (*Paulownia tomentosa*), Chinese Hawthorn (*Photinia serrulata*), Poinsettia (*Euphorbia pulcherrima*).

- Palms - Walking-stick Palm (*Linospadix monostachyus*), Mediterranean Palm (*Chamaerops humilis*), Queen Palm (*Arecastrum romanzoffianum*), Date Palm (*Phoenix dactylifera*), Bangalow Palm (*Archontophoenix cunninghamiana*).
- Shrubs - *Plumbago* sp., *Brachysema* sp., *Daviesia* sp., *Prostanthera* sp., *Boronia* sp., *Eriostemon* sp., *Spiraea* sp., French Tamarisk (*Tamarix gallica*), Enamel Flower (*Adenandra uniflora*), *Berberis darwinii*, *Ceanothus rigidus*, Flame-pea (*Chorizema* sp.), *Escallonia* sp., *Hibiscus* sp., Common Myrtle (*Myrtus communis*), Fragrant Podalyria (*Podalyria calyptрата*), *Correa* sp., *Cestrum* sp., *Epacris* sp., Pincushion hakea (*Hakea laurina*), Pomegranate (*Punica granatum* 'Nana'), Hawthorn (*Raphiolepis* sp.), *Statice* (*Limonium* sp.), *Daphne* sp., *Diosma* sp., Cockies' Tongues (*Templetonia retusa*), *Yucca* sp.
- Hedges - *Polygala myrtifolia*, broom (*Teline linifolia*, *T. canariensis*, *T. x spachiana*, syn. *Genista* sp.), *Berberis darwinii*, *Ceanothus* sp., Spindle Tree (*Euonymus japonicus*), privet (*Ligustrum* sp.), pittosporums (*Pittosporum eugenoides*, *P. undulatum*, *P. tenuifolium*), cotoneaster sp., olive (*Olea europaea*), Italian Buckthorn (*Rhamnus alaternus*), Hollies (*Ilex* sp.), Osage Orange (*Maclura pomifera*), African Box Thorn (*Lycium ferocissimum*).
- Flowers - alyssum, amaranthus, asters, cineraria, coleus, chrysanthemum, dahlias, daisies, hyacinths, larkspur, lobelia, narcissus, oxalis, penstemon, petunia, phlox, primrose, glaiolus, geraniums, lantana, sedum, stocks, verbena, violets.
- Kitchen gardens - asparagus, artichoke, beans, beetroot, broccoli, kail, Brussels sprouts, cabbage, capsicum, cape gooseberries, carrots, cauliflower, celery, chives, cress, cucumbers, eggplant, garlic, thyme, sage, marjoram, savory, lavender, horseradish, lettuce, endive, chicory, melon, mushrooms, onions, mustard, peas, parsnip, parsley, potatoes, pumpkins, radish, rape, rhubarb, savoy, seakale, shallots, spinach, strawberries, sweet potato, tomatoes, turnips, yams.
- Creepers - jasmine, *Tecomaria* sp.
- Lawns - Buffalo grass, Couch grass.

Materials

Shellgrit, sand, river gravel, rough stone, rough slate, cut slate, rough timber and sawn timber employed in the erection of structures, and the construction of paths, edgings, fencing, etc.

Architectural house style & features

Victorian symmetrical-style Carey Gully or Basket Range or Glen Osmond stone-fronted residences occasionally with



The residence of William Hawke, 'Heywood', Unley Park, c.1870.

Source: Stephen and Necia Gilbert collection reprinted in Pikusa, p. 72.

bay windows and a four-room plan with central corridor. Roof designs shifted to 'M', 'Well' and 'hip' styles from the austere simple hip style, with verandahs shifting from concave and convex to bull-nose with various decorative friezes.

Key practitioners or advocates

Loudon (UK), Heyne (SA), Hackett (SA), Sewell (SA), *The Observer*, *The Amateur Gardener*, *The South Australian Vigneron & Gardeners' Manual*, *The Garden & the Field*.

Distribution

Eastern, northern, western and southern suburbs of Adelaide, and in many country towns.

Style indicators

1. Simple geometric plan, occasionally with simple parterre-style layouts, with a central path.
2. Simple, often austere, use of decorative plants in a geometric plan arrangement.
3. Use of creepers, climbers, etc., on rough or sawn timber trellises and or pergolas on garden side flanks.
4. Often use of hedges as part of the front fencing.
5. Limited use lawns.
6. Planting influence of *The Farm & Garden*, *The Observer*, McEwin's *The South Australian Vigneron & Gardeners' Manual*, Heyne's *The Amateur Gardener for South Australia*, and *The Garden & the Field* publications.

Appendix 7.2 provides a summation of commonly available plants in the nineteenth century in Adelaide.

Sources for information

Heyne, Ernst Bernhard, *The Amateur Gardener for South Australia*, 3rd ed. fac. reprint, Austraprint, Hampstead Gardens, 1979.

Hodgkinson, Roma, 'Gardens and gardening in Adelaide in the nineteenth century,' *Journal of the Historical Society of South Australia* 1991 19, pp 42-77.

McDougall & Vines, *Kensington & Norwood Conservation Guidelines*, City of Kensington &

Norwood, Norwood, nd.

McEwin, George, *The South Australian Vigneron and Gardeners' Manual*, 2nd ed., George McEwin, Adelaide, 1871.

Warburton, E & J, 'History of the Five Creeks,' in *Five Creeks of the River Torrens: An Environmental and Historical Study*, ed. JW Warburton, JW & E Warburton, Department of Adult Education, University of Adelaide, Adelaide, 1977, pp 25-115; fasc. reprint Beulah Park Books, Beulah Park, 1995

Victorian gardens in Adelaide 1880s-1890s



*Photograph of Simon Harvey's residence, 'Heywood', Unley Park, c. 1880.
Source: Stephen & Necia Gilbert collection reprinted in Pikusa, p. 72.*

A common trait of most gardens in the 1880s-1890s is the introduction of front and rear lawns with the advent of reticulated water. With regular water the spectrum of lawns, flowering shrubs and tree species increased and greater experimentation occurred. The shift is evident in the two photographs of 'Heywood' in Unley Park from the 1870s and 1880s.

In Adelaide, as in Melbourne and Sydney, a horticultural interest evolved in the use of plants, ribbon flower borders, geometric or patterned bedding perennials where water was readily available, introduction of tight curving paths or strong axial paths with urns or ornaments at axial points or corners, and the introduction of rockeries. Terracotta tiling became a feature of garden paths and edgings.

Heyne's instructions on how to lay out a flower garden, quoted p 56, displays this attention to detail and the latest fashions.

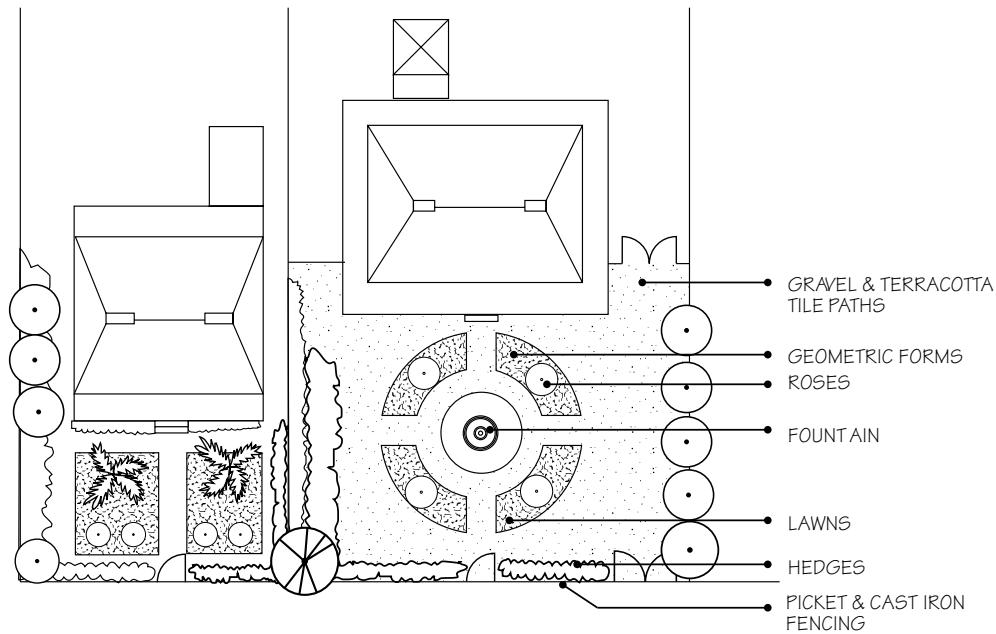
The Botanic Gardens of Adelaide often established and displayed the latest fashionable plants and

planting styles. William Robinson's texts on subtropical gardens and alpine flowers influenced fashions, and *The Garden & the Field* provided monthly gardening advice.

Garden ornamentation, in stone rockeries, grottos, pools and ponds, rustic ornaments and seating, sawn timber pergolas and trellises to support climbers, creepers and climbing roses, and shadehouse and ferneries were popular. The grander or larger the garden the more grandiose the embellishments.

The private nursery community, especially Heyne's, Hackett's, Kemp's and Sewell's also promoted these stylistic embellishments and made readily available cool temperate plant stock, including roses, camellias, rhododendrons, woody ferns, palms, grasses and cycads to service this demand. Sewell specially established his Aldgate Nursery (now Kemp's) in recognition of this interest. Many nurseries also introduced annual detailed illustrated catalogues of their plant stock.

Victorian Gardens 1880s-1890s

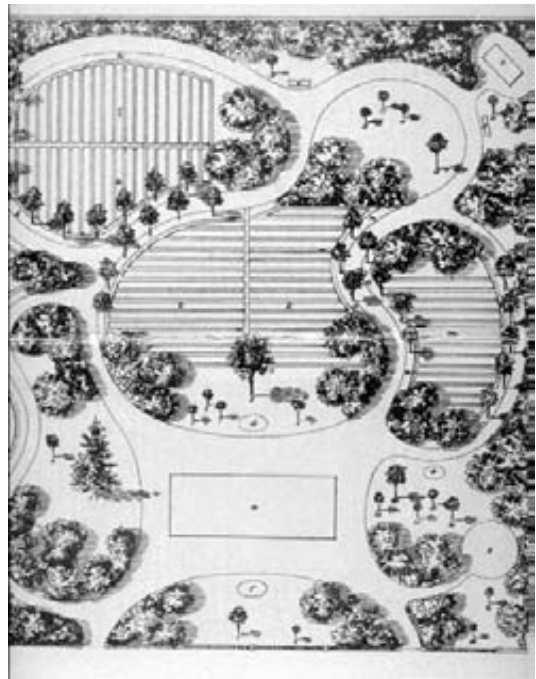


In the larger grand mansions, a high Victorian garden style evolved richly building upon the fashions of this period. Commonly developed were extensive sweeping lawns, axial paths with feature ornaments, introduction of grass tennis courts and croquet lawns, use of grassed terracing as a means of introducing topographical interest, terracotta lined paths and verandah pavings, cast-iron lacework on verandahs and on front fencing, with a preference for large evergreen trees and shrubs, display ferneries and shadehouses, rockeries, rose gardens, and rock pools.

Heyne's 1881 model plan for a large gentlemen's residence in Adelaide, that echoes JC Loudon's garden of 1.6ha featured in *The Suburban Gardener & Villa Companion* (1838, p. 390), was typical of ambitious proposals for grand mansion garden design on the Adelaide Plains.

Appendix 7.2 provides a list of commonly available plants used in this period. The Catalogue of trees available in the Forest Board Nurseries included in Appendix 7.3 should also be consulted as many of these were available from the Board's nursery at Belair.

Plan of Gentleman's Garden, 1881. Source: Heyne, The Amateur Gardener, 3rd ed. 1881, frontispiece.





Unley Private Hospital advertisement, 338 Unley Road, Unley - now part of Walford Anglican Girls School. Source: *South Australian Homes & Gardens*, April 2, 1934, p 77.

UNLEY PRIVATE HOSPITAL

338 UNLEY ROAD.

MISS E. E. SMITH, A.T.N.A. (Double Certificate), late Deputy Matron Adelaide Children's Hospital, wishes to announce that she has taken over the above Hospital.

Medical, Surgical, Midwifery.

TERMS MODERATE.

U. 5070

The Flower Garden

... Flower Gardens, the ground plan of which should always be in keeping with the buildings they are to beautify. ... A low hedge of some ornamental foliage or flowering plants, sufficiently high to hide the fences without shutting off totally from view the street or landscape in front, should enclose the garden. ... Taller sorts should be placed towards the background where bare walls, &c., have to be hidden from view, placed in such a way as to gradually decrease in size towards the front, which is finished by one or several rows of annual or perennial herbaceous plants. Centre-beds in front of houses are best planted with regularly-growing flowering shrubs ... The view from the window, in front of which such centre beds in small gardens are generally planned, should be in no instance be confined too much by too tall or too spreading-growing plants. Verandah-posts may be aptly decorated by climbing plants, which, trained in graceful festoons, but not in thick masses to hide the building or darken the rooms inside, from post to post, help to make up the beauty of the grounds. Paths, proportionate in width to the extent of the garden, properly gravelled, so as to allow their being used even in wet weather, must be formed. The effect of the whole is greatly heightened when they are lined by edgings of suitable plants or by ornamental edging tiles.

Heyne, EH, *The Amateur Gardener*, 3rd ed, Scrymgeour & Sons, Adelaide, 1881, pp 89, 91.

Victorian Gardens 1880s-1890s

Key characteristics

Garden design

Strong geometric patterns, predominantly axial in their design layout, with use of terracing to create topographical interest. Use of sweeping carriage drives at the front, or featured drives along the side flank. Paths used bricks or terracotta tiling in their surfacing and edging. Gates often located in a position aligned to the front door.

Circulation design

Terracotta tiles or bricks used as paving surfaces, with occasional use of crushed quartz stone or sandstone chips. Edgings lined with terracotta tiles, bricks, or metal strips. Paths tended to be axial and symmetrical, and detailed in arrangement where the formal display of perennials, annuals, and roses was involved. Drives, or carriage drives, often swept the front garden in a circular form where the house was set back from the street, occupied one flank of the allotment feeding to the rear, or egress was achieved from the rear laneway.

Garden furniture

Strong use of garden embellishments and decorative cast-iron in fencing and seating structures; use of coloured or red terracotta tiles as paving decorations and sculptured terracotta tiles as garden edgings; use of arbours, pergolas, and trellises to train and display climbers, creepers, and climbing roses; use of fountains or water pools as features; use of stone and slate as steps or terracing features; use of concrete urns, statues and similar structures to display feature and flowering plants or cultural associations; erection of timber or iron shadehouses and ferneries, often with brick edges and bases, and cloaked in timber lathes, glass panes, cloth or bush timber. Front fencing tended to be cast-iron or simple timber pickets, with timber palings along side fences.

Planting design

Functional yet formal in its arrangement and layout. Much of the formality was influenced by gardenening advice and recommendations in various publications that adopted the Victorian style often with gardenesque traits. Flowering shrubs, decorative or ornamental trees hedge plants, palms and cycads, and flowering perennials and annuals dominated front gardens now focused upon a geometric or somewhat sweeping lawn. The following list gives some indication of plants available in private plant nurseries during this period.

- Trees - Lillypillly (*Acmena smithii*), Madrone (*Arbutus menziesii*), Irish Strawberry Tree (*A. unedo*), Carob (*Ceratonia siliqua*), Spindle Tree (*Euonymus japonicus*), Norfolk Island Hibiscus (*Lagunaria patersonii*),

Pittosporum sp., Pepper Tree (*Schinus ariera*), Dragon Tree (*Draecaena draco*), Cape Virgilia (*Virgilia oroboides*), Radiata Pine (*Pinus radiata*), Aleppo Pine

(*P. halepensis*), Maritime Pine (*P. pinaster*), Monterey Cypress (*Cupressus macrocarpa*), Californian Cypress (*C. goveniana*), Himalayan Cypress (*C. torulosa*), Golden Glow (*Acacia cultriformis*), Willow Wattle (*A. salicina*), Drummond's Wattle (*A. drummondii*), Chinese Weeping Cypress (*C. funebris*), *Cedris* sp., Illawarra Flame Tree (*Brachychiton acerifolius*), *Callistemon* sp., *Araucaria* sp., *Thuja* sp., *Podocarpus* sp., *Taxus* sp., Bald Cypress (*Taxodium distichum*), *Acacia* sp., *Agonis* sp., Native Frangipani (*Hymenoporum flavum*), *Oleander* (*Nerium oleander*), Princess Tree (*Paulownia tomentosa*), Chinese Hawthorn (*Photinia serrulata*), Poinsettia (*Euphorbia pulcherrima*)

- Palms - Walking-stick Palm (*Linospadix monostachyus*), Mediterranean Palm (*Chamaerops humilis*), Queen Palm (*Arecastrum romanzoffianum*), Date Palm (*Phoenix dactylifera*), Bangalow Palm (*Archontophoenix cunninghamiana*).
- Shrubs - *Plumbago* sp., *Brachysema* sp., *Daviesia* sp., *Prostanthera* sp., *Boronia* sp., *Eriostemon* sp., *Spiraea* sp., French Tamarisk (*Tamarix gallica*), Enamel Flower (*Adenandra uniflora*), *Berberis darwinii*, *Ceanothus rigidus*, Flame-pea (*Chorizema* sp.), *Escallonia* sp., *Hibiscus* sp., Common Myrtle (*Myrtus communis*), Fragrant Podalyria (*Podalyria calyptata*), *Correa* sp., *Cestrum* sp., *Epacris* sp., Pincushion Hakea (*Hakea laurina*), pomegranate (*Punica granatum* 'Nana'), hawthorn (*Raphiolepis* sp.), statice (*Limonium* sp.), *Daphne* sp., *Diosma* sp., Cockies' Tongues (*Templetonia retusa*), *Yucca* sp.
- Hedges - *Polygala myrtifolia*, Broom (*Teline linifolia*, *T. canariensis*, *T. x spachiana*, syn. *Genista* sp.), *Berberis darwinii*, *Ceanothus* sp., Spindle Tree (*Euonymus japonicus*), privet (*Ligustrum* sp.), pittosporums (*Pittosporum eugenoides*, *P. undulatum*, *P. tenuifolium*), cotoneaster sp., Olive (*Olea europaea*), Italian Buckthorn (*Rhamnus alaternus*), hollies (*Ilex* sp.), Osage Orange (*Maclura pomifera*), African Box Thorn (*Lycium ferocissimum*).
- Flowers - alyssum, amaranthus, asters, cineraria, coleus, chrysanthemum, dahlias, daisies, hyacinths, larkspur, lobelia, narcissus, oxalis, penstemon, petunia, phlox, primrose, glaiolus, geraniums, lantana, sedum, stocks, berbenna, violets.
- Kitchen gardens - asparagus, artichoke, beans, beetroot, broccoli, kale, Brussels sprouts, cabbage, capsicum, cape gooseberries, carrots, cauliflower, celery, chives, cress, cucumbers, eggplant, garlic, thyme, sage, marjoram, savory, lavender, horseradish,

lettuce, endive, chicory, melon, mushrooms, onions, mustard, peas, parsnip, parsley, potatoes, pumpkins, radish, rape, rhubarb, savoy, seakale, shallots, spinach, strawberries, sweet potato, tomatoes, turnips, yams.

- Creepers - jasmine, *Tecomaria* sp.
- Lawns - Buffalo grass, Couch grass.

Materials

Use of terracotta tiling for paths and garden edging; sawn timber in pergolas and trellises; cast-iron on verandah friezes, front fences, seats, fountains, and gates; imported cast-iron occasionally used in fencing and fountains; Carey Gully, Basket Range, Glen Osmond, Mitcham sandstone in rock features.

Architectural house style & features

Victorian symmetrical double-fronted single storey stone-faced cottages predominated. Most had four rooms in a geometric pattern with a central corridor and lean-to kitchen, use of detailed roof styles and bull-nose verandahs often with friezes. Use of bay-windows on many plain double fronted villas resulting in single or returned verandahs, and the evolution of this housing variation in the later period.

Key practitioners or advocates

Loudon (UK), Robinson (UK) Heyne (SA), Hackett (SA),

Sewell (SA), Kemp (SA), *The Garden & the Field*, *The Observer*.

Distribution

Eastern, northern, western and southern suburbs of Adelaide, many country towns.

Style indicators

1. Strong formal geometric or semi-circular front garden designs, often with the house having a deeper setback from the street frontage.
2. Introduction of lawns and their use as a strong garden feature.
3. Strong interest in palms, evergreen deciduous trees and cypresses, cycads, roses, climbing roses, woody ferns, grasses, orchids, etc.
4. Use of garden embellishments in the form of rockeries, grottos, stone-edged pools, sawn timber trellises and pergolas, stone or slate steps.
5. Erection of shadehouse and ferneries to grow and propagate cool temperate and or sub-tropical plant species.
6. Gardening became a fashionable pursuit.
7. Influence of newspaper gardening advice in *The Observer* and *The Garden & the Field* and in publications such as Heyne's *The Amateur Gardener*, McEwin's *The South Australian Vigneron & Gardeners' Manual*, and Robinson's texts.

Sources for information

Heyne, Ernst Bernhard, *The Amateur Gardener for South Australia*, 3rd ed. fac. reprint, Austraprint, Hampstead Gardens, 1979.

Hodgkinson, Roma, 'Gardens and gardening in Adelaide in the nineteenth century,' *Journal of the Historical Society of South Australia* 1991 19, pp 42-77.

Loudon, James Claudius, *The Suburban Gardener and Villa Companion*, Longman Rees Orme Brown Green & Longman, London, 1838; and W Black, Edinburgh, 1838

McDougall & Vines, *Kensington & Norwood Conservation Guidelines*, City of Kensington & Norwood, Norwood, nd.

McEwin, George, *The South Australian Vigneron and Gardeners' Manual*, 2nd ed., George McEwin, Adelaide, 1871.

Robinson, William, *The Subtropical Garden, or, Beauty of Form in the Flower Garden*, John Murray, London, 1871.

Robinson, William, *The English Flower Garden*, John Murray, London, 1883; 10th ed. 1893.

Robinson, William, *The Wild Garden*, John Murray, London, 1st ed. 1870, 4th ed. 1894.

The Garden & the Field, various.

The Observer, various.

Warburton, E & JW, 'History of the Five Creeks,' in *Five Creeks of the River Torrens: An Environmental and Historical Study*, ed. JW Warburton, JW & E Warburton, Department of Adult Education, University of Adelaide, Adelaide, 1977, pp 25-115.

Federation formal and informal gardens in Adelaide 1900s-1920s



Atkin house and garden in Kensington Gardens in October 1922. Source: Mortlock Library B41606

During the 1900s and 1910s there was a strong interest in Australian identity and architectural design. In conjunction with this there was renewed interest in Australian plants and themes, a proliferation of Australian and United States garden and home design advice magazines, and further suburban development as cars became more freely available.

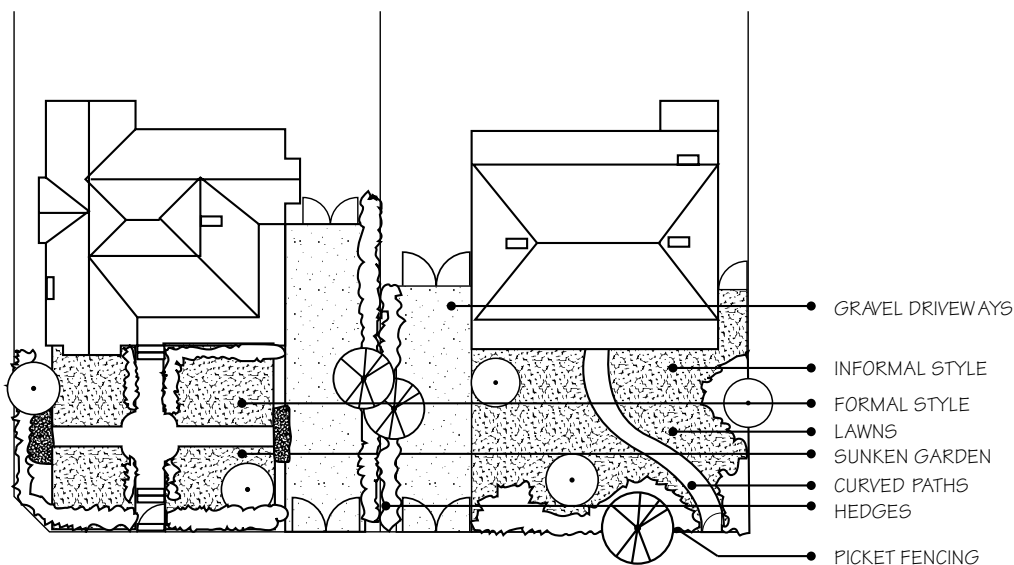
Adelaide embraced this architectural style perhaps more than other Australian capital cities because the style was more appropriate to its climate and it continued the facade use of Hills sandstones. Stylistically this evocation of ruralism was translated into bungalow gardens that had an informal (often rural) design, that sought to merge house with garden and to create a self-maintaining garden.

The ideas and plant lists of Edna Walling and Olive Mellor in the *Australian Home Beautiful* often directed garden design choices. However, Adelaidians also carefully read the *South Australian Home Beautiful*,

and the gardening columns in *The Observer*, and tended to take advice from these authors and from their plant nurseries. Roses, rhododendrons, camellias were extremely popular in Adelaide and in the Hills. Trees were often planted to frame and shade the house.

The photograph of a garden at Kensington Gardens (above), taken in 1922, provides a guide to the change in fashion in garden styles that had developed over the previous 30 years. The design is a simple one with a large area of lawn separated from a sweeping gravelled drive by a curved garden bed with standard roses under-planted with smaller plants. The large pine tree with its rustic seat, seen on the left of the photograph, probably dates to an earlier period when such trees were very popular. The flower bed to the left of the house, which appears to have roses as well as low growing plants, is simple in design. Behind this is an area planted with what seems to be fruit trees. In some cases people who

Federation Gardens 1900s-1920s



Now, the creating of a garden is second only in importance to the building of a house, and the two — the house as a well-balanced structure and the garden as a well-laid-out frame — should find harmony the one with the other; and as the house answers through the years to the kindly mellowness of Nature's touch, so may the garden grow up in strength and beauty to minister to the household her mead of beauty and repose.

Haddon, Robert, *Architecture in Australia*, George Robertson, Melbourne, c.1908, pp 198-199.

had a large block of land as large as this one had a tennis court. Swimming pools were quite rare in this period.

In contrast to the garden on p 59 there are a series of photographs (pp 63, 64), taken during the period 1890s-1920s, of the garden of 'Wittalunga', Hyde Park. One taken in the 1890s shows the garden when it was newly laid out. There is an arched framework for climbing plants to the right. Directly in front of the house can be seen two flower beds, one oval and one in a more circular shape. Edging plants have been planted around the oval bed which has a tripod erected for climbing plants. A postcard photograph was taken about 1900. The circular bed has a central palm, the tripod in the oval bed is now covered with what may be a rose, and the bed itself is now full with small shrubs and flowers. To the right the arches are now covered with climbing plants. Photographs taken in the 1920s show a mature garden with ivy covering the edge of the verandah, well-grown palms and well-established

hardy perennials.

There were three distinct variations to the Federation garden - formal, informal and an amalgam of the two. The formal continued the geometric characteristics of the colonial and Victorian periods, an affinity with English gardens, and increased the number of garden features. The informal adopted a natural style, seeking to establish a sense of enclosure and to explore Australian plants and themes. This style was developed further in the Edwardian informal gardens. The mixed style incorporated elements from both styles placing merit upon utilitarianism and ease of maintenance.

The predominant and fashionable style in this period adopted in Adelaide was the informal style. However, many formal elements and design layouts were also included. Because of this diversity, the Table of 'Key Characteristics' below has been partially split to reflect the differences in the formal, informal and mixed styles.

Federation Gardens 1900s-1920s

Key characteristics

Garden design - formal

Strong division of the garden into a series of geometric or rectilinear spaces, often using trellises, fences, walls, pergolas and hedges as space dividers. Spaces of varying scales according to display function and relationship to the house. Designation of special areas for a kitchen, laundry, orchard, swimming pool, and tennis court. Tended to have straight paths and drives egressing the site from common or separate gates.

Garden design - informal

A natural style stressing the creation of enclosure in the varying garden spaces, with occasional picturesque whimsy in the visual alignment of architectural features. Paths and drives often curved, and nestled in sweeping lawns. Planting beds were featured flanking or entering into the lawns with varying planting themes. The garden was often totally enclosed by hedges, fences and boundary trees creating a sense of introspection. Gates off-centre to the allotment.

Garden design - mixed

This style incorporated elements from both the formal and informal styles resulting in a simple, functional, layout that was easy to maintain. Characteristics were flowing lawns and a series of garden spaces. Mixed style, flowing spaces, curved lawn bedding, specimen trees and planting close to the house. Paths were often 's' in alignment with straight driveways. This style extended into the Edwardian and Inter-War periods in the eastern and southern suburbs of Adelaide.

Circulation design

Formal gardens applied a geometric circulation system with linear paths and drives, using surfaces in shellgrit, brick, pyrites gravel from the Hills, sands, tessellated tiles, crushed rock, concrete paving slabs, bitumen, and Willunga slate, with edgings being either minimal, with ditches or with plants such as English Box. Informal garden circulation systems with paths and drives curved in 'c' or 's' alignments, that were constructed from bitumen, tessellated tiles, shellgrit, crushed rock. Mixed style gardens often had a 's' shaped pathway and a straight driveway, curved lawn bedding with little edgings other than ditches or recessed paved areas. In larger properties separate entry gates, often in wrought-iron, and accompanied by gateway planting or a lych gate feature, were common.

Garden furniture

In all styles, erection of timber or iron tubing arbours and rosaries to support climbers, with timber slat lattices on walls and sheds. In larger houses, summerhouses,

conservatories, gazebos, bush-houses for ferns, were erected. Use of terracing to introduce contours and sunken gardens. Little seating, concrete pots and urns for display flowers. Ornaments were not a strong feature of Federation gardens, but seats, sundials, and small water fountains or pools were. Seats tended to be slatted hewn timber or rusticated cast iron with straight backs and painted. Seats around trees were popular as also straight, circular and polygon seat forms. In the informal style low stone walling and use of small fountains, use of Australian flora and fauna motifs in ornaments, terracotta or topiary. Use of small reflective pools and garden stone alcoves. Decorative painted timber paling or picket front fences, often with great design variety, or patterned woven wrought-iron fences as in the late Victorian period. Plain slats with decorative picket tops or chamfered edges were common. Occasionally a masonry base retaining or front wall, with timber matching the verandah fretwork. Vine-covered side fences, rose covered timber or iron-pipe arbours, timber pergolas inter-connecting garden spaces and a front gate.

Planting design

Most planting adhered to a northern hemisphere evergreen and colour theme, including Cypresses, Jacarandas, the use of English Box and Pittosporum for hedges, and colour in the shape of hydrangeas, pelargoniums, roses, camellias, rhododendrons, agapanthus. Fruit, nut and olive trees were still an integral feature of the rear gardens in Adelaide. Many Chinese plant species were introduced into Adelaide nurseries at this time. The kitchen garden was still important. Gardens of the formal style tended to have defined lawn spaces, small trees and shrubs as planting features, continued use of part of the succulent, palm and semi-Victorian plant species, use of hedges, topiary, flowers beds and borders, edgings with plants such as English Box. The style was neat in form and care, prolific with roses, often with an absence of Australian vegetation, less Adelaide favourites such as Silky Oaks, Kurrajongs, and similar. Gardens of the informal style stressed a sense of dense enclosure plantings, colour was important; foundational shrubs were often hydrangeas and pelargoniums. Sweeping lawns with the use of decorative or ornamental trees as features. Use of mixed planting themes included herbaceous borders, shrub gardens, ground covers, some Australian plants, a remnant or operational orchard, and rustic stone and timber embellishments and features. Gardens had a tidy appearance; plant shape was allowed to grow irregularly. Sweeping lawns, vine or ornamental covered pergolas, specimen trees, were features of mixed styles.

- Sombre foliaged trees - Jacaranda (*Jacaranda mimosifolia*), *Photinia* sp., Mirror Bush (*Coprosma*

repens), Lilly-pillys (*Acmena* sp.), *Eugenia* sp., Hollys (*Ilex* sp.), Cherry Laurel (*Prunus laurocerasus*), Portuguese Laurel (*P. lusitanica*), Sweet Bay (*Laurus nobilis*), Willow-myrtle (*Agonis flexuosa*), Golden Wattle (*Acacia saligna*), White Cedar (*Melia azederach* var. *australasica*), Golden Rain Trees (*Koelreuteria paniculata*), Southern Magnolia (*Magnolia grandiflora*), Madrone (*Arbutus menziesii*), Irish Strawberry Tree (*A. unedo*), Carob (*Ceratonia siliqua*), Red Flowering Gum (*Corymbia ficifolia* syn. *Eucalyptus ficifolia*), Marri (*E. calophylla*), White Cypress-pine (*Callitris columnellaris*), *Pinus* sp., *Araucaria* sp., *Cupressus* sp., Pencil Pines (*Cupressus sempervirens* var. *stricta*).

- Deciduous trees - Jacaranda (*Jacaranda mimosifolia*), *Prunus* sp., *Malus* sp., peaches, almonds, birches.
- Colourful foliaged trees - *Cedrus* sp., Camphor Laurel (*Cinnamomum camphora*), Bronze Japanese Cedar (*Cryptomeria elegans*), Golden Japanese Privet (*Ligustrum japonicum*)
- Palms, succulents, etc. - Cabbage Tree (*Cordyline* sp.), Palms (*Phoenix* sp.), Canary Island Palm (*P. canariensis*), *Aloe* sp., *Agave* sp., *Yucca* sp., New Zealand Flax (*Phormium tenax*), Pampas Grass (*Cortaderia* sp.), Large Honey-flower (*Melianthus major*).
- Shrubs - *Camellia* sp., *Rhododendron* sp., hydrangeas, agapanthus, roses (*Rosa* sp.).
- Hedges - olive (*Olea europaea*), *Cupressus* sp., English Box (*Buxus sempervirens*), pittosporum (*Pittosporum eugenoides*, *P. undulatum*).
- Flowering perennials & annuals - rosemary, lavender, pelargoniums, Plumbago (*Plumbago auriculata* syn. *P. capensis*), abutilons, mignonettes, violets, lemon verbena, bouvardia, wall flowers, stock, Brown Boronia (*Boronia megastigma*), carnations, dahlias, chrysanthemums, daffodils, irises, cannas, ericas, azaleas, hybrid teas, lemon thyme, dwarf thrift, *Pyrethrum aureum*.
- Climbers - Wisteria, roses, jasmine.
- Lawns - Buffalo Grass overwhelmingly popular; Couch Grass, Kikuyu.

Materials

Bitumen or concrete paving, Carey Gully and Basket Range bluestone and sandstone for walls and low-walling, Willunga slate, terra cotta, drains.

Architectural house style & features

Federation / Queen Anne style architecture shifting towards bungalow style in later years. Attention to brick facade details, plain painted timber slats with some fretwork, 'art nouveau' stain-glass windows

Key practitioners or advocates

Walter Bagot (SA), Walter Richmond Butler (Vic), William Robinson (UK), Gertrude Jekyll (UK), William Guilfoyle

(Vic), Charles Bogue-Luffman (Vic), Robert Haddon (NSW), Elsie Cornish (SA), Olive Mellor (Vic), *Home and Garden Beautiful* (var.), *Arts and Architecture* (var.)

Distribution

Eastern suburbs (eg. Beaumont, Toorak Gardens), southern suburbs (eg. Unley, Unley Park, Hyde Park, Kingswood), Hills regions (eg. Crafters, Aldgate, Bridgewater).

Style indicators - formal

1. Artificial form of garden.
2. Garden forms a set of outdoor rectangular rooms to the house, often with use of terracing to accentuate the house predominance.
3. Sense of enclosure through walls, hedges, fences, trellises, pergolas, arches, etc., as spatial dividing design components.
4. Land manipulation artificial in appearance with straight lines, defined angles, sunken gardens.
5. Lawns geometrically shaped and clearly defined by edging treatment.
6. Paths often straight.
7. Water in a formal treatment.
8. Flower beds and borders contained within straight or regular lines and curves.
9. Planting with no large trees close to the house, use of small trees and shrubs, hedges, topiary, rosaries, minimal use of Australian plants, formal row-like planting of trees.
10. Other features included often a formal orchard.

Style indicators - informal

1. Garden imitates nature.
2. Garden embraced or framed the house, coming up to the edge, with terracing often concealed; house given the appearance of being down in the garden.
3. Sense of seclusion often with concealed variable boundaries.
4. Garden divided by groupings of plants, with rare use of hedges, terracing on steep slopes, and irregular and asymmetrical garden spaces.
5. Respect for contours, or on flat sites earth manipulation to create interest.
6. Lawns irregular in shape, winding, often mysterious with occasional tree planting in the lawns.
7. Paths generally curved.
8. Water in an informal treatment.
9. Irregular shaped, curving, plant beds and borders.
10. Planting used to frame the house, with few hedges, no topiary, less emphasis on flowers in deference to specimen plantings, roses in mixed plantings, fruit trees popular in the rear, use of Australian plants, natural growth of plants, herbaceous borders, a sense of permanency in the plantings.
11. Informal orchard treatment, with rockeries and fern roeteries.



The residence of William and 'Hanie' Taylor Hy, 'Wittalunga', Hyde Park, photographed in the 1890s. Source: DV Smith collection, City of Mitcham.

Sources of information

Betteridge, Christopher, 'A Meed of Beauty and Repose: The Federation Garden in Australia,' in Howells, T & Nicholson, M, *Towards the Dawn: Federation Architecture in Australia*, Hale & Iremonger, Sydney 1993, pp 187-198.

Bogue-Luffman, Charles, *The Principles of Gardening for Australia*, Book Lovers' Library, Melbourne, 1903.

Cielens + Wark et al., *Waite Historic Precinct: Landscape Master Plan*, University of Adelaide, Adelaide, 1996.

Evans, Ian, *The Federation House: a Restoration Guide*, Flannel Flower Press, Glebe NSW, 1986.

Fraser, Hugh & Joyce, R, *The Federation House*, Lansdowne Press, Sydney, 1986.

Jones, David 'Elsie Marion Cornish (1887-1946): a pioneer of contemporary landscape design in Adelaide,' *Landscape Australia* 1/98, 1998.

McBriar, Marilyn, 'Gardens of Federation and other Edwardian Houses in Melbourne c.1890-1914,' unpublished GradDipLandDes thesis, RMIT, Melbourne, 1980.

McDougall, Kate, 'A Preference for Stone: South Australia,' in Howells, T & Nicholson, M, *Towards the Dawn: Federation Architecture in Australia*, Hale & Iremonger, Sydney 1993, pp 128-136.



Postcard image of the garden of William and 'Hanie' Taylor Hy, 'Witalunga', Hyde Park, photographed in c.1900.
Source: DV Smith collection, City of Mitcham.

Garden of William and 'Hanie' Taylor Hy, 'Witalunga', Hyde Park, photographed in the 1920s.
Source: DV Smith collection, City of Mitcham.



Cottage gardens in the Adelaide Hills 1910s-1930s



Front garden of 'Gamble Cottage', 296 Main Road, Blackwood. Photo: David Jones 1997

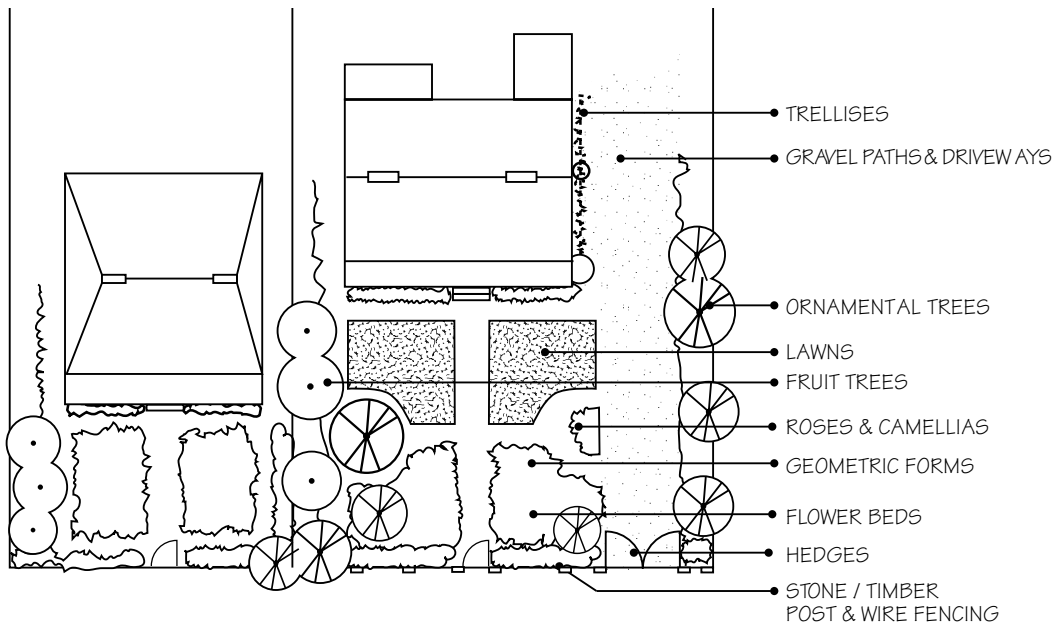
Cottage gardens in the Adelaide Hills in the 1910s-1930s often possessed a very literate style that made strong reference to influential garden writers and designers then at work in England, particularly William Robinson and Gertrude Jekyll, with influences from the plant hunters who also wrote detailed accounts of their discoveries.

Garden owners were often skilled and knowledgeable plantsmen and women who also had the leisure and means to carry out their schemes and maintain them with some paid help. Often the gardens were constructed with a high degree of sophisticated technology and contained considerable quantities of craftsman built stone work, paths, retaining walls, pools, etc. Extensive excavation and landscaping was also often a feature to achieve levels, natural looking water courses, ponds and terraces. The gardens were expensive to build and maintain.

As in the Adelaide Hills cottage gardens of the 1840s-1890s, many of these gardens were influenced by the horticultural and floricultural activities and pursuits of orchardists and large estate owners. As many labourers worked on these properties, samples, cuttings, etc., were often replanted in their gardens. Several of the Hills nurseries, including Kemp's at Aldgate and Raywood at Bridgewater, became influential suppliers of plants. The upper and middle class passion for roses, camellias and rhododendron experimentation, aided by propagation undertaken by Alister Clarke of 'Glenara' in Victoria and Frank Snow at 'Beechwood' at Aldgate prompted a bias towards flowering temperate species.

Appendix 7.4 provides a listing of plants recommended in the *South Australian Homes & Garden* magazines in Adelaide in the 1920s-1930s.

Adelaide Hills Cottage Gardens 1910s-1930s



The terraced garden at 'Broadlees', Waverley Ridge Road, Crafers. Source: *Australian Home Beautiful*, February 1, 1932, p. 15. Source: David Jones.



Adelaide Hills Cottage Gardens 1910s-1930s

Key characteristics

Garden design

Based on an idealised woodland garden of deciduous trees and flowering shrubs with a balance of evergreens, perennials, 'architectural' foliage plants, naturalised bulbs with curving paths and drives to follow the contours of the land; more formal elements of dry stone wall terracing, steps and paving to give access and deal with steep gradients and provide distant bushland views. Focal points featured significant trees, small sculptures, pergolas, garden seats, etc. Water courses were a strong feature as were 'natural' pools and ponds. Gardens were usually an acre or more in size in order to allow the design to be suitably spacious and private. Many such gardens were made by individuals with private means, artists, musicians, etc.

Circulation design

Access to house and service areas was well defined with fine gravel paths and drives, areas often well organised around a small service yard; links to house by pergolas, walls, garden gates, screening hedges. Usually it was thought desirable to screen the house from the street by banks of trees and shrubs, and by curving the drive and access paths. The garden itself was a stroll garden with meandering paths that gave choices and return points to see the various parts of the garden; there were usually resting points with rustic stone seats and a view to admire - even if it were entirely within the acre or so of the grounds. Small stone bridges and stepping stones were used to cross the 'natural' water courses.

Garden furniture

Garden furniture was frequently built of the same materials as the walls and paths, i.e. of stone and integral with the walls. Sometimes walls were made with recessed bays where an antique garden seat (frequently of Colebrookdale cast iron) could be displayed. Some Arts & Crafts type timber furniture was made, or imported, eg. teak garden furniture but not much original material of this kind has survived. There were rather crude stoddle stones made of rusticated cement. A few examples of very expensive stone garden furniture, usually on Renaissance lines, were made.

Planting design

Strong emphasis on new plant introductions, particularly Japanese, Chinese, North American and Himalayan plants discovered by Kingdon-Ward, Wilson, Farrer, Bulley, Forrest and others.

- Trees - Silver Birch (*Betula pendula*), Oaks - Pin Oak (*Quercus palustris*), Scarlet Oak (*Q. coccinea*), Turkey Oak (*Q. cerris*), Holm Oak (*Q. ilex*); Tulip Tree *Liriodendron tulipifera*, Beeches (*Fagus* sp.) and selected colour cultivars, Dawn Redwood (*Metasequoia glyptostroboides*), Liquidamber (*Liquidambar styraciflua*), Ginkgo (*Ginkgo biloba*), Manna Ash (*Fraxinus ornus*), Claret Ash (*F. oxycarpa* 'Raywood'), Golden Ash (*F. excelsior* 'Aurea'), poplars (*Populus* sp.), Golden Elms (*Ulmus procera* 'Louis van Houtte'), hollies (*Ilex* sp.), Yews (*Taxus* sp.), various flowering cherry trees (*Prunus* sp.), apples (*Malus* sp.) in variety.
 - Shrubs - laburnums (*Laburnum* sp.), magnolias (*Magnolia* sp.), maples (*Acer* sp.), rhododendrons (*Rhododendron* sp.), azaleas (*Azalea* sp.), cotoneaster (*Cotoneaster* sp.), conifers, alpiners. Hybrids awarded prizes by the Royal Horticultural Society (UK) were also keenly imported and distributed. Also locally raised hybrids, eg. Whibley hybrid Rhododendrons. Flowering shrubs such as *Viburnum* sp., *Kolkwitzia* sp., *Chaenomeles* sp., *Michelia* sp., *Ribes* sp., *Philadelphus* sp., *Spiraea* sp., *Syringa* sp. along with Japanese flowering cherries were used to create woodland gardens with several layers of understory-flowering shrubs.
 - Perennials - bergenias, hellebores, Japanese Irises, and bulbs, especially liliiums.
 - Herbs and creepers - the use of extensive areas of rock work, dry stone walling and 'crazy' paving allowed the planting of small alpiners, thymes and other creeping plants. Along the water courses native and exotic ferns were massed together with water-loving irises, hostas and Asiatic primulas.
- A restricted range of flowering native plants were sometimes used mixed with the exotics to link the garden with the bushland beyond - prostanthera, telopea, thryptomene, boronia, scaevola, viola, correa, hardenbergia and olearia are typical examples. Sometimes specially decorative remnant natives eg. mature banksias, paperbarks and gums were retained as garden features.

Materials

Carey Gully sandstone and Basket Range stone used for dry-stone retaining walls, steps, paths, terraces and areas of hard paving; laid with rough natural surfaces. Willunga slate sometimes introduced for terrace paving. Pergolas of jarrah or other native hardwood, uprights and cross pieces most often squared all around, occasionally with free-stone piers and/or rustic branches as cross timbers. Paved areas usually thoroughly prepared with rubble bases and hard packed sandy gravel before the surface stone was laid; agricultural drains and surface drains ensured gardens and paths

were well drained. Natural creeks sometimes lined with stone work, small ponding dams to add waterfalls, rills, etc. Ponds constructed in small valleys and other natural low points. Ha-ha's and fences kept out grazing stock and allowed views into the countryside; use of borrowed landscapes. Gardens were usually irrigated by extensive underground watering systems fed from bores and deep wells by motor pumps and windmills. Cast iron pipes carried water to systems of faucets, hoses and permanent sprinklers on tall stand-pipes. The water was also fed into the constructed or 'natural' streams, waterfalls and pools. In dry areas the water was recirculated by means of pumps, sumps, holding ponds and header tanks.

Architectural house style & features

Small residences tended to adopt a simple Georgian or Victorian floor plan with a symmetrical facade; often constructed from random rubble Carey Gully sandstone, Basket Range sandstone or locally quarried

stone; stylistically simple in finish and embellishment.

Key practitioners or advocates

Edna Walling (Vic), Olive Mellor (Vic), William Robinson (UK), Elsie Cornish (SA), Gertude Jekyll (UK).

Distribution

Adelaide Hills regions.

Style indicators

1. Semi-geometric layout with central path.
2. Predominantly cottage garden flowering plants mixed with fruit and ornamental trees.
3. Use of local stone and timber as edgings, furniture, terracing, etc.
4. Use of hedges as fencing.
5. Occasionally lawns.
6. Planting influence of writings by and/ or publications by Gertrude Jekyll, William Robinson, Edna Walling, Olive Mellor & *South Australian Homes & Gardens*.

Sources for information

Anon, 'A walk through the Gamble Garden,' Coromandel Valley Branch of the National Trust of South Australia, nd.

Australian Home Beautiful, various.

Crittendon, Victor, *The Front Garden: The Story of the Cottage Garden in Australia*, Mulini Press, Canberra, 1979.

Cuffley, Peter, *Cottage Gardens in Australia*, Five Mile Press, Canterbury Vic, 1983.

Jekyll, Gertrude, *Colour in the Flower Garden*, Country Life, London, 1900.

Jekyll, Gertrude, *Home and Garden*, Country Life, London, 1900.

Jekyll, Gertrude, *Roses for English Gardens*, Country Life, London, 1902.

Jekyll, Gertrude, *Wall and Water Gardens*, Country Life, London, 1901.

Nottle, Trevor, *The Cottage Garden Revived*, Kangaroo Press, Kenthurst NSW, 1984.

Robinson, William, *The English Flower Garden*, John Murray, 1883; 10th ed. 1893.

Robinson, William, *The Wild Garden*, John Murray, London, 1870.

South Australian Homes & Gardens, various.

Walling, Edna, *Gardens in Australia*, Oxford University Press, Melbourne, 1943.

ORNAMENTAL
TREES *and* SHRUBS



Golden Cypress.

WE SPECIALISE IN
AUTUMN COLOUR PLANTS
ROCKERY SHRUBS
CONIFERS AND NATIVES

Including

LIQUIDAMBAR, CLARET ASH, SCARLET OAK,
CANADIAN and JAPANESE MAPLES, CRATAEGUS
CORDATA, BERBERIS, BLUE and GOLDEN CEDARS,
CRYPTOMERIA, BORONIAS, HOVEAS, CORREA,
ERICAS.

We can Guarantee the Quality of Our Stocks.

RAY NURSERY
BRIDGEWATER

SECOND TURN TO LEFT AFTER LEAVING ALDGATE.

TELEPHONE—Stirling 397.

DESCRIPTIVE ILLUSTRATED CATALOGUE
FORWARDED ON REQUEST.

*Ray Nursery advertisement.
Source: South Australian Homes & Gardens,
April 2, 1934, p 65.*

**Californian bungalow gardens in Adelaide
1910s-1930s**



*A Spanish Mission style house: Mr & Mrs AN Bartrop's residence in Portrush Road, Glen Osmond.
Source: South Australian Homes & Gardens, February 1, 1938, p. 38.*

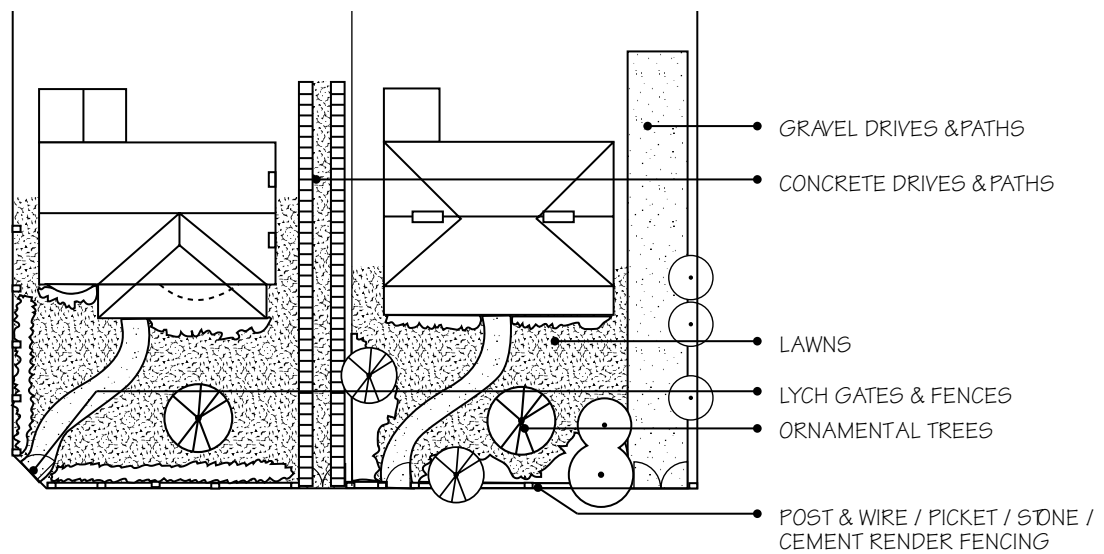
The English ideal of a home and a garden is still the ideal of the South Australian householder, who usually prides himself on being more English in his tastes than his brethren in the Eastern States ... Almost without exception every backyard will be planted with fruit trees, peaches, apricots, nectarines, plums, sometimes oranges and lemons, and always grape-vines. Passionfruit vines drape many a back verandah, and palms and flaming bougainvillea are characteristic of the suburban landscape.

The garden plots are a feature of the smallest homes. Shrubs are not relied upon so much as in other cities, but roses, bush, standard and climber, do exceptionally well in the clay of the Adelaide Plains. Annuals, set in beds about green lawns, make a glorious splash of color. Color schemes are more brilliant, and indeed have to be, under the intense sunlight of the summer months, to be effective.

The architectural standards of the Adelaide small home may not always be high, but festoons of wisteria, Virginia creeper, "asparagus fern" and climbing roses transform many a mediocre cottage ...

Stempel, AC, "The small house in South Australia," *The Australian Home Beautiful*, August 1 1935, pp 28, 32

Californian Bungalow Gardens 1910s-1930s



The Californian bungalow garden echoed an informal rural setting to complement the rustic charm of the timber, red brick and or stone fronted residence. In Adelaide, many bungalows were constructed as the design was most appropriate to the city's climate, arrived at a time when a housing expansion occurred, and enabled the continuation of the Adelaide Hills stone on the house facades - a particular Adelaiddian architectural trait. This garden style also continued the informal garden style of the Federation period, with an emphasis upon self-maintenance, instant flowering, and the ornamental display of trees.

A number of design and technological changes occurred at the same time as these houses were erected. Allotment frontages were widened to accommodate driveways, industrially produced Cyclone and Hume woven wire fencing became available, garages were erected in the rear garden, the hand mower and rubber hose became readily available, swimming and swimming pools became fashionable, and most new subdivisions were connected to reticulated water. Pools were constructed by the more wealthy citizens.



Dunlop Reinforced Garden Hose advertisement. Source: South Australian Homes & Gardens, October 1937, p 72

Californian Bungalow Gardens 1910s-1930s

Key characteristics

Garden design

A sense of informality with a sweeping lawn characterised the front garden, with its presentation reflective of the owner's tidiness and diligence. Garden furniture formalised the garden. Part of the style was to craft artistic formality within nature. Often only one entry point unless on a corner allotment, with the straight side driveway dictating its location.

Circulation design

Rose beds needed to be accompanied by paved walks. Concrete 'wheel track' driveways, with grass strips on either side, were laid. Concrete or basket-weave/herring-bone patterned brick paths often meandered from the driveway entry, or wandered from the corner pergola gate, often in 's' or 'c' curves. Garden paving needed to be designed and not accidentally 'rustic' in style, thereby promoting Willunga slate or flag stone 'crazy paving', and was often in a symmetrical or axial geometric alignment.

Garden furniture

Natural timber pergolas, or concrete post pergolas with natural timber beams, became a fashionable item in the garden. The display of sawn timber was not acceptable. Cyclone and Humes woven wire fences on timber posts, with railings, accompanied by a hedge, became the standard front fence treatment. Timber paling side fences often erected. Hedges also used to disguise rear chicken pens, sheds, the garage, or vegetable gardens. The dry stone approach was used in walls and terracing to permit the growth of trailing plants.

Planting design

Foundation planting created a backdrop of a garden perimeter and did not dominate the scene. Some houses also had constructed planter boxes on porches. The following is a selection of plants, and the reader should refer to Appendix 7.4 for a detailed list.

- Trees - Yunnan Poplar (*Populus yunnanensis*), Jacarandas (*Jacaranda mimosifolia*), Sugar Gums (*Eucalyptus cladocalyx*), Rose-of-the-West (*E. macrocarpa*), Coral Gum (*E. torquata*), Darwin Woollybutt (*E. miniata*), Red Flowering Gum (*Corymbia ficifolia*, syn. *E. ficifolia*), White Mallee (*E. erythronema*), Lemon-scented Gum (*E. citriodora*), *Malus* sp., *Prunus* sp., Claret Ash (*Fraxinus oxycarpa* 'Raywood').
- Fruit trees - mainly in the rear garden: almonds, apples, crab apples, cherries, damsons, grape vines, figs, Japanese plums, loquats, persimmons, mulberries, quinces, oranges, nectarines, pears, peaches.
- Shrubs - Viburnum (*Viburnum lantana*)
- Flowering plants - Winter-sweet, All-spice bush, cinerarias, cyclamens, gladiolus, pansies, Iceland

poppies, violas, primulas, freesias, agapanthus, stock, buddleias, peonies, lupins, chrysanthemums, sweet williams, poppies, sweet peas, wall flowers, dianthus, calliopes, cornflowers, camellias, carnations, dahlias, hollyhocks, nasturtiums, phlox, perennial aster, Western Australian Wax Flower (*Chamaelucium ciliatum*), sunflowers, shasta daisies, delphiniums, azaleas, begonias, verbena, salvia, lobelia, snapdragons.

- Palms and ferns - adiantums, stag ferns, elk ferns, Boston fern.
- Climbers - honeysuckle, jasmine, climbing roses, wisteria, glory vines, Pink Anemone (*Clematis montana*)
- Hedges - Lambert Cypress (*Cupressus macrocarpa* 'Lambertina'), Golden Cypress (*C. macrocarpa* 'Aurea'), Mirror Bush (*Coprosma repens*), Cape Honeysuckle (*Tecomaria capensis*), Duranta (*Duranta ellisia*), privet (*Ligustrum* sp.), *Photinia* sp.
- Lawns - Buffalo Grass, Couch Grass, Lippia.

Materials

Concrete laid as paving or shaped as edging, gravel, timber gables and gates, brick and stone front fences varying to timber and cyclone wire mesh and iron piping.

Architectural house style & features

Californian bungalow style, including stone on the front facade with brick sides, wide verandahs, low gables, use of timber for ventilation decoration, use of earthy colours.

Key practitioners or advocates

Australian Home Builder, *Australian Home Beautiful*, Louis Laybourne-Smith (SA), State Savings Bank of South Australia, Desbrowe Annear (Vic), Philip Claridge (SA), Kenneth Milne (SA) (Georgian influences), Walter Bagot (SA) (Italian influences), Nora Cooper (NSW), Edna Walling (Vic), Olive Mellor (Vic), Elsie Marion Cornish (SA), Leslie Wilkinson (NSW), *South Australian Homes & Gardens*.

Distribution

Northern, eastern and southern suburbs; country towns in South Australia.

Style indicators

1. A sense of rural charm in conjunction with the bungalow residence.
2. Wire fabric fencing accompanied by a hedge.
3. Pergola or similar timber multi-purpose vehicular and pedestrian entry.
4. Concrete 'wheel track' driveways, concrete paths, 'crazy paving' paths.
5. Rear garage.

*Make Yours a Gay Garden
with LASSCOCK'S Plants
and Seeds*



PETUNIAS.—We have the sturdy seedling plants for bedding out now. All the best sorts at most moderate prices—give us a phone call or write.

GORGEOUS CANNAS.—The finest bedding sorts 9d. each, 7/6 dozen.

HIBISCUS.—Beautiful evergreen flowering shrubs, "Indica" (Rose Apricot), "Splendens" (Scarlet), "Salmonia" (Salmon), "Ireland Queen" (Pink, with Crimson throat), "Sunset" (Rich Buff), "Thornburn's Wonder" (Rosy Red). The set of six for 7/6. Three for 4/.

ANNUAL PHLOX.—Make sure of our extra special Phlox Drummond Seed for October to December sowing, 1/- and 2/6 packet.

ORNAMENTAL TREES, SHRUBS, HEDGE PLANTS AND CLIMBERS.—A vast collection of all the best varieties offered at most reasonable prices.

FLOWER SEEDS.—We offer the quality strains for Spring Sowing from the World's Best Raisers. New seeds recently arrived from overseas—Zinnias, Petunias, Phlox, etc., 3d. and 6d. per packet. Write for Catalogue.

EARLY TOMATOES.—"Lasscock's Special Early Dwarf Red," a wonderful early cropper. Strong plants, 6d. dozen; 3/6 per 100; 30/- per 1,000.

PETS AND FAIRS.—Supplied with Beautiful quick-selling pot plants at a most liberal discount. Get our quotes.

FREE DELIVERY to City and Suburbs. Country Orders to the Rail or Boat. Packing for country extra.

OUR NURSERIES ARE OPEN DAILY AND SATURDAY AFTERNOONS for inspection and the supply of plants and trees.

**LASSCOCK'S NURSERIES
LIMITED**

HENLEY BEACH ROAD, LOCKLEYS, S. Australia.
Phone L.4149 (Two Lines). Glenelg Branch—X.1291.

Lassock's Nurseries advertisement. Source: *South Australian Homes & Gardens*, October 1937, p 72.

The front lawn became a more dominant feature, often with unobscured views of the house from the street, and creepers and low shrubs planted around the house edge merged the two and permitted fragrant scents to permeate the house.

This style was heavily promoted by a fascination with North American culture, the proliferation of Californian design literature and styles through magazines, and a growth of house and garden design magazine and newspaper columns that now published text with photographs and plans. In all a sense of leisure and recreation, a celebration of the outdoors were important cultural considerations.


In addition to the Californian bungalow the Spanish Mission and later the Tudor architectural styles evolved, but the garden design style remained relatively constant.

Appendix 7.4 provides a listing of plants recommended in the *South Australian Homes & Garden* magazines in Adelaide in the 1920s-1930s.

Sources for information

- Australian Home Beautiful*, various.
- Butler, Graeme, *The Californian Bungalow in Australia*, Lothian Books, Port Melbourne, 1992.
- Clare, John, 'The Californian Bungalow in Australia,' *Historic Environment* 1986 5 (1), pp 19-39.
- Cuffley, Peter, *Australian Houses of the '20s & '30s*, Five Mile Press, Melbourne, 1989.
- Fronde, CB, 'The making of a garden,' *The Australian Home Beautiful*, July 1, 1933, pp 26-27.
- Jones, DS, 'Elsie Marion Cornish (1887-1946): a pioneer of contemporary landscape design in Adelaide,' *Landscape Australia* 1/1998 20 (1), pp 90-93.
- South Australian Homes & Gardens*, various.
- Stempel, AC, 'The small house in South Australia,' *The Australian Home Beautiful* August 1, 1935, pp 28-32.

Riverland gardens 1920s-1930s



Mr and Mrs HH Howell's residence, Strangman Road, Waikerie, 1937. Source: Meredith Arnold, Waikerie & District: a pictorial history, Waikerie & District Historical Society, 1989, p 285.

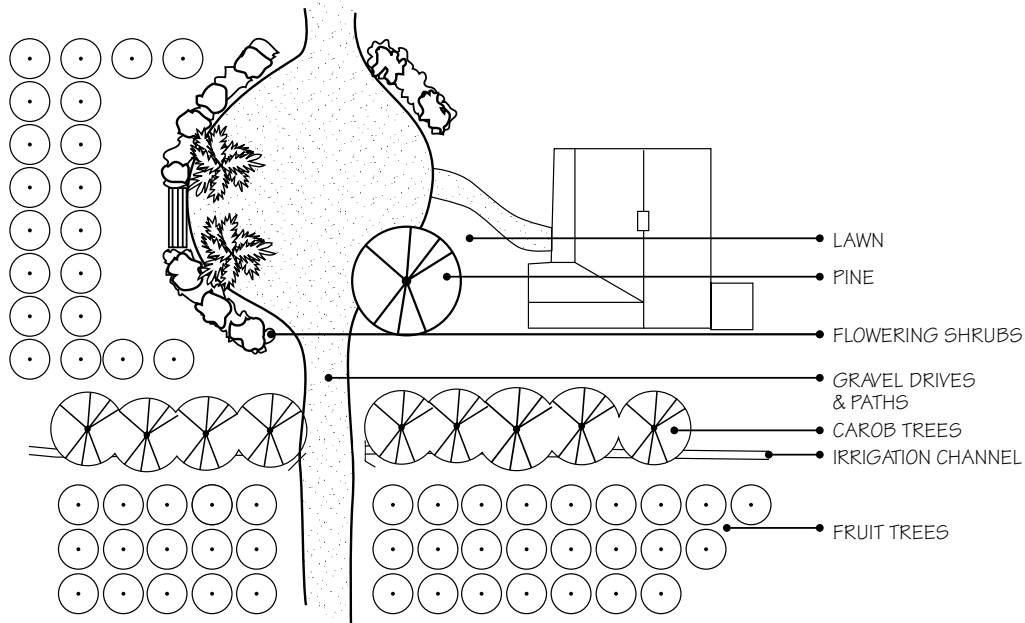
Many Riverland gardens were established in the late 1910s to 1930s when irrigation development was undertaken in the region. Towns, like Renmark, Loxton, Berri, Barmera, Waikerie, were either designed in the Garden City style, established or built upon existing hamlets and river-ports to provide commercial facilities and centres, and to extend the irrigated lands outwards into the Mallee landscape that originally was covered in mallee, box, and salt bush. Because irrigation predominated, plantings tended to reflect an amalgam of Adelaide plant growing fashions and a diversity of fruit and nut trees as ornamentals.

Like other Riverland towns Waikerie, while in a low rainfall area, had access to water from the River Murray. Accounts of gardens planted in the 1920s

and 1930s in this town suggest that the range of plants grown was not markedly different from those of the Adelaide Plains. There was some risk of frost and sandy soils needed frequent watering. A former resident recalls that her Geraldton wax plants grew to 20 metres in diameter at their property 'Myoora'. Grass such as kikuyu was used for lawns and a shadehouse or sheltered spot might be used for fuschias. Annuals were purchased from a man who came to householders every few months with a truckload of plants from the Barossa Valley. Among the vegetables that did particularly well in the area was asparagus.

This individual was probably nurseryman Carl GO Engel of Kilkenny in Adelaide who used a model T buckboard as a mobile shop in the 1920s-30s

Riverland Gardens 1920s-1930s



on a advertised schedule that included Ramco, Waikerie, Kingston-on-Murray, Moorook, Loxton, Berri, Monash, Glossop, Winkie and Barmera. His catalogues feature roses, fruit trees, shrubs, creepers, ornamental trees, hedge plants, seedlings, seeds, bulbs, rockery plants, including Jacarandas, 'Candle Pines' (Italian Cypress), Monterey Cypressses, Roebelen date palms, delphiniums, hippeastrums, waterlilies, and wistarias.

Palms were often planted to ornament front gardens, occasionally used as windbreaks, and many palms were brought in from the unsuccessful Forest Board date palm plantations at Hergott Springs and Lake Harry, near Maree, in the 1920s-1930s and planted along roadsides.

This landscape was influenced by the irrigation settlement models developed in California and transposed by the Chaffeys, the Garden City urban settlement designs proposed by the State Government Town Planners (Charles Reade and Walter Scott Griffiths), and writings in the Adelaide newspapers.

Sources of information

Taylor Weidenhofer, *Bangalore Conservation Plan*, State Heritage Branch, Adelaide, 1994.

Riverland Gardens 1920s-1930s

Key characteristics

Garden design

Layout dictated by the irrigation layout, but often with a north-facing front garden looking out into the groves of fruit trees, and a long tree-lined drive feeding off an adjacent road. Part of this design and layout was dictated by the alignment of the principal and secondary irrigation channels. The channels were often planted with ornamental trees. Some properties included tennis courts, croquet lawns, etc., but these were rare.

Circulation design

Gravel and earthen path surfaces, with ditches used as edges. Basic functional symmetry applied.

Garden furniture

Timber arbours and trellises often erected to train creepers and roses. Rough hewn or cut timber used to construct vernacular plant supports, etc. Limited use of fences except to restrain chickens and other animals.

Planting design

Most strategies involved the planting of fruit and ornamental species based upon plants and trees associated with primary production, and flower displays around the house once the property was established. In many instances a 'survival' garden developed first, including fruits, nuts, vegetables, before attention was paid to planting perennials and annuals.

- Trees - Jacaranda (*Jacaranda mimosifolia*), Oleander (*Nerium oleander*), Monterey Cypress (*Cupressus macrocarpa*), Italian Cypress (*C. sempervirens*), Poinsettia (*Euphorbia pulcherrima*), *Prunus* sp., pomegranate (*Punica granatum*), Flowering Quince (*Chaenomeles* sp.), Sugar Gums (*Eucalyptus cladocalyx*), Tamarisk (*Tamarix* sp.), Silky Oak (*Grevillea robusta*), Pepper Trees (*Schinus aerea*), Mock Oranges (*Philadelphus* sp.), 'English May' (*Crataegus monogyna*).
- Palms - Date Palm (*Phoenix dactylifera*), Roebelen Date Palm (*P. roebelenii*), Cotton Palm (*Washingtonia filifera*), Canary Island Palm (*P. canariensis*).
- Fruit, nut & etc. trees - olives (*Olea europaea*), apricots (*Prunus armeniaca*), oranges (*Citrus sinensis*), grape vines (*Vitis* sp.) (inc. Muscatel, Gordo, Doradillas, Currants, Shiraz, Malagas, Sultanas), lemons (*Citrus limoni*), peaches (*Prunus persica*), plums (*Prunus* sp.), apples (*Malus* sp.), figs (*Ficus* sp.), pears (*Pyrus communis*), feijoa (*Feijoa sellowiana*).
- Shrubs & annuals - Duranta 'pluma', Spiraea, Canna lilies, Pampas Grass (*Cortaderia* sp.), Briar Rose, agapanthus, ageratum, alyssums, anchusas, antirrhinums, aquilegias, begonias, candytufts, carnations, Yellow Coriopsises, chrysanthemums, cosmos,

daisies, daffodils, daphne, freesias, plumbago, forget-me-not, godetia, jonquil and other bulbs, echeverias, geranium, gladiolus, hippeastrum, irises, hollyhock, larkspur, lavender, linaria, marigolds, nasturtiums, pansies, penstemon, petunias, poppies, portulaca, primula, roses (*Rosa* sp.), salvia, saxifrage, stock, strelitzias, sweet peas, swordferns, sunflowers, verbenas, philodendrons, cotoneaster, wallflowers, sweet william, violets, along with brooms, diosma, japonicas, lantanas, lilacs, may, Geraldton Wax (*Chamelaucium uncinatum*), grevilleas (*Grevillea* sp.)

- Creepers & climbers - Banksia Roses (*Rosa banksiae*), Crimson Glory Vine (*Vitis coignetiae*), honeysuckle (*Lonicera* sp.), cotoneaster (*Cotoneaster* sp.), jasmine (*Jasminum* sp.), roses (*Rosa* sp.), wisterias (*Wisteria* sp.).
- Lawns - Kikuyu.

Materials

Mainly rough hewn or sawn timber used in basic gardening construction. Cut timber used in arbours, trellises, and some were prefabricated in Adelaide and re-assembled on site. Little use of stone. Irrigation drains a predominant feature of the landscape.

Architectural house style & features

A mixture of Edwardian or Californian bungalow single storey residences. 'Olivewood' and 'Bangalore', both at Renmark, use construction techniques drawn from North American log-house or framed house construction approaches with vertical posts clad in sawn timber planks, shingles, etc.

Key practitioners or advocates

Californian irrigation settlement influences in property layout and design; garden influenced by Adelaide newspapers, nurserymen and Adelaide published plant catalogues; *The Advertiser*, *The Observer*.

Distribution

Riverland areas (Renmark, Monash, Kingston-on-Murray, Paringa, Loxton, Berri, Barmera, Waikerie, Blanchetown).

Style Indicators

1. Simple functional semi-symmetrical layouts dictated by the position of irrigation channels.
2. Predominance of fruit, fig, grape species in the gardens.
3. Use of palms as display ornamentals.
4. Ornamental trees, shrubs, perennials, annuals often obtained from Adelaide sources.

Edwardian informal gardens, including gardens influenced by the writings of Edna Walling, 1920s-1930s



Part of the Medindie garden designed by Edna Walling in 1949. Source: David Jones 1996.

'Nature abhors the straight line' was the underlying philosophy of the informal or natural style of gardening that evolved in the Edwardian period. In this, the garden sought to imitate nature, the house nestled in the garden, and tree-planting and shrubbery edged and framed the house.

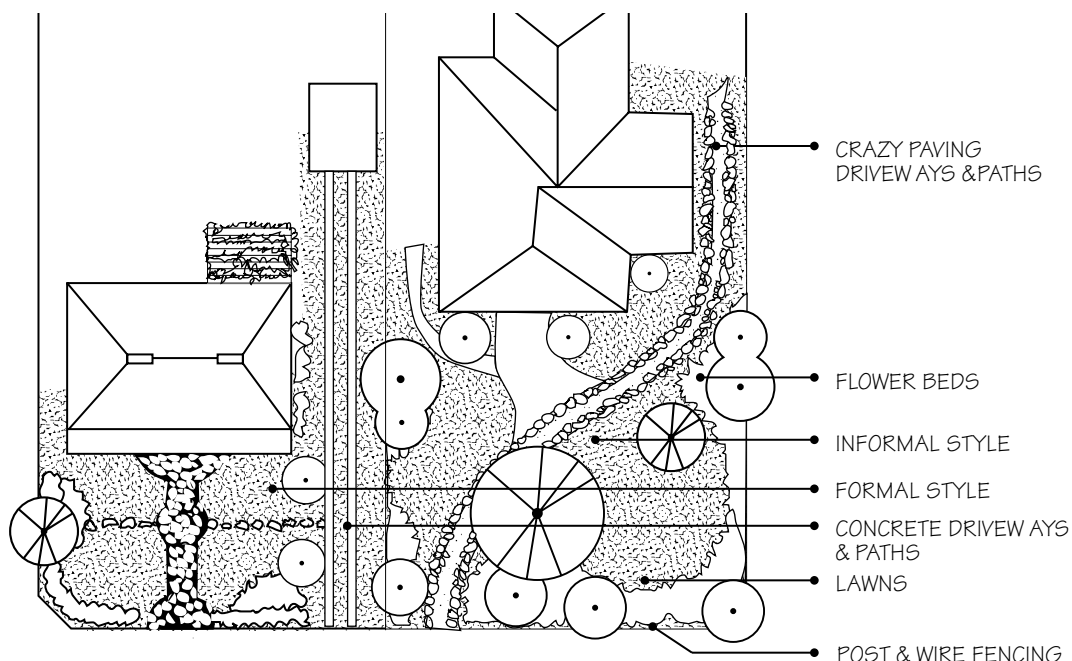
A sense of containment and seclusion, but flowing into other garden spaces was important. Often spaces were inter-connected by pergolas, low stone steps and walling or terracing, and were composed of sweeping lawns and curved, often conspicuous, pathways and driveways. This style respected topography by highlighting contours, sought to introduce a sense of mystery, highlighted water in small, stone-edged reflective pools, and had irregularly shaped garden beds and borders.

The style represented a major shift from Victorian and Edwardian formal styles, and was promoted in

magazines and newspapers. In the *Australia Home Beautiful*, *South Australian Home Beautiful*, *South Australian Homes & Gardens* and *The Builder*, from the late 1910s until the 1940s landscape designers such as Melbourne-based Olive Mellor and Edna Walling, and Walter Burley Griffin, popularised the style in text, plant lists and watercolour plans. Many of these plant suggestions were, however, inappropriate for Adelaide's hot summers, alkaline or limestone soils, especially on the plains.

While Walling and Mellor never practised in Adelaide, Walling was specially commissioned in 1939 to design and layout a garden in Medindie. Walling and Mellor were also familiar names in South Australian garden literature, as evidenced in the 'Springfield' real estate promotion literature p 78, and a local adherent of these ideas was Elsie Cornish who designed and constructed various gardens including 'Eringa' in Unley Park for the Kidman family.

Edwardian Gardens 1920s-1930s



In the Medindie garden Walling removed all existing trees except two Norfolk Island Hibiscus, two Radiata Pines, a Carob and several She-Oaks, incorporating these into the new garden. The garden was broken into spaces linked by recessed curved Willunga slate pathways set in lawn, with a palette-shaped front lawn surrounded by evergreen and deciduous trees, underplanted with shrubs and foliage plants, perennials and self-seeding annuals. The garden contains the traits of Walling's style with Silver Birches, *Prunus* sp., *Cupressus* sp., *Cotoneaster*

sp., *Viburnum* sp., *Erigeron* sp., forget-me-nots, random slate or stone curved paths, deeply curved garden beds, sweeping lawns and self-seeding annuals.

While Appendix 7.4 provides a listing of plants recommended in the *South Australian Homes & Garden* magazines in Adelaide in the 1920s-1930s, the plant listing p 81 is particularly relevant to these styles of gardens.

Extract from 1920's real estate brochure: Springfield: planting the garden

With its manifold natural charms protected by our well-defined policy of development, Springfield should become one of the most beautiful suburbs in Australia, but its beauty will depend as much on its gardens as on its homes. ... we offer these words of guidance:

1. *Be advised by your architect or a competent landscape designer (preferably both) as to the best treatment for your garden. Let the house and its setting be planned together; the slight extra expense will be more than justified by the results.*
2. *Supplement the existing trees with a wide selection from the many delightful ornamental trees of small and medium growth — the Prunus in its several varieties of beautiful coppery foliage*



*A recessed rock garden at 'Eringa', Unley Park, designed by Elsie Cornish in 1932.
Source: Australian Home Beautiful, August 1, 1932, p. 17. Source: David Jones.*

Wisteria covered concrete and timber pergola at 'Drapers Hill' Crafers. Source: David Jones 1997.



and exquisite blossom — the flowering Peach, Pear, and Cherry — Hawthorn (which flourishes at Springfield) — golden-blossomed Acacias — flowering Gums, and numerous others that grow so rapidly and thrive so well. These, skilfully intermingled with the graceful Poplar and Cypress, evergreen Conifers, shade trees, and flowering shrubs, will ensure a garden of lasting charm, still leaving ample room for roses, lawns, and radiant flower-beds.

3. *Let simplicity be the key-note of your fences and gateways*, to be in harmony with

Springfield's rural atmosphere. Make good use of hedges; they are infinitely more pleasing both from without and from within.

4. *Study the illustrated articles* of Miss Edna Walling and other garden experts in that excellent journal for home-builders, "*The Australian Home Beautiful*," published monthly in Melbourne, and obtainable anywhere at the modest price of 1s.

Wilkinson, Sando & Wyles Ltd, *Springfield* [real estate brochure], c. 1928, pp. 30-31.

Edwardian Gardens 1920s- 1930s

Key characteristics

Garden Design

Gardens in naturalistic curved shapes, often with a palette-shaped front lawn surrounded by deeply curved garden beds. Sweeping 'c' or 's' shaped pathways and driveways through lawns and garden beds. Drives and gates entered the property from alternate sides and not in the middle. Patios often concrete or stone slabs laid to permit the growth of grass or perennials between the joints.

Circulation design

Willunga or Mintaro slate path slabs laid often recessed in lawns. Paths and drives in a 'c' or 's' configuration in the front. Some paths were designed and laid in slate in the 'crazy path' form, as was part of the fashion at the time. Often more formal symmetrical path alignments in the rear. Few edging materials.

Garden furniture

Concrete-post, timber framed arbours often used to display flowering creepers and to link garden spaces, or in secluded positions in the garden to permit contemplation. Concrete seating benches positioned to view the length of garden spaces, or positioned within concrete-post arbours or on patios. Often lych gate features on the fence. Use of arched timber arbours to support flowering creepers or roses. Timber slat fences often accompanied by a hedge. Ornaments in the form of terracotta, or similar, pots holding flowering plants and perennials located on verandahs, a path junctions, on the front porch, and edging patios. Use of Carey Gully or Basket Range cut-stone or rough-cut stone edged reflective pools with a feature statue. Very few fountains, unless integrated with pools.

Planting design

The planting design stressed colour and plant forms

reminiscent of English landscapes but merging the use of Australian plants. Plant selections tended to adhere to similar plant recipes advocated by Walling and Mellor in Victoria or Alfred Quarrell in Adelaide, as below, and according to nursery availability.

- Trees for shrub beds - Hedge Maple (*Acer campestre*), Lilly-pilly (*Acmena smithii*), Swedish Birch (*Betula pendula* 'Daercarlica'), hawthorns (*Crataegus durobrivenis*, *C. phaenopyrum*, *C. pubescens*, *C. splendens*, *C. tanacetifolia*), Smooth Arizona Cypress (*Cupressus glabra*), Jacaranda (*Jacaranda mimosifolia*), Crepe Myrtle (*Lagerstroemia indica*), crab-apples (*Malus* sp.), White Mulberry (*Morus alba*), Aspen (*Populus tremula*), Plums (*Prunus* sp.), pears (*Pyrus* sp.).
- Vertical Shaped Trees - Pyramid Birch (*Betula pendula* 'Fastigiata'), White Cypress Pine (*Callitris columellaris*), Fastigiate Hornbeam (*Carpinus betulus* 'Fastigiata'), Cyresses (*Cypressus sempervirens*, *C. torulosa*), Cypress Oak (*Quercus robur* 'Fastigiata').
- Specimen trees in lawns - American Sycamore (*Platanus occidentalis*), White Poplar (*Populus alba*), Lombardy Poplar (*P. nigra* 'Italica'), Manchurian Pear (*Pyrus ussuriensis*), Red Oak (*Quercus rubra*).
- Trees for copse planting - Silver Birch (*Betula pendula*), Liquidamber (*Liquidambar styraciflua*).
- Plants for walls, fences & trellises - Rosemary Barbery (*Berberis stenophylla*), buddleia (*Buddleia alternifolia*, *B. salviifolia*), Ceanothus sp., Simons Cotoneaster (*Cotoneaster simonsii*), Golden Bells (*Forsythia suspensa*), Large-flowered Jasmine (*Jasminum grandiflorum*), Winter Jasmine (*J. nudiflorum*), firethorns (*Pyracantha* sp.).
- Medium to large shrubs - Apple-blossom Camellia (*Camellia sasanqua*), Smith Hawthorn (*Crataegus oxycantha* 'Smithiana'), Showy Golden Bells (*Forsythia intermedia* 'Spectabilis'), Winter Jasmine (*Jasminum nudiflorum*), Warminster Broom (*Cystisus praecox*),

Chinese Beauty Bush (*Kolkwitzia amabilis*), tea-trees (*Leptospermum lanigerum*, *L. scoparium*), Magolias (*Magnolia denudata*, *M. grandiflora*), olearias (*Olearia* sp.), mint-bushes (*Prostanthera* sp.), firethorns (*Pyracantha* sp.), viburnums (*Viburnum burkwoodii*, *V. carlesii*).

- Small shrubs - Chinese Abelia (*Abelia chinensis*), Barberries (*Berberis* sp.), Tree Boronia (*Boronia muelleri*), Monterey Ceanothus (*Ceanothus rigidus*), correas (*Correa* sp.), Long-leaf Waxflower (*Eriostemon myoporoides*), hebes (*Hebe* sp.), Hydrangeas (*Hydrangea* sp.), Heath-myrtle (*Micromyrtus ciliata*), pear-flowers (*Pieris* sp.), Cape plumbago (*Plumbago auriculata*, syn. *P. capensis*), rhododendrons (*Rhododendron* sp.), roses (*Rosa* sp.), spiraeas (*Spiraea* sp.).
- Edging & ground-covering plants - milfoil, sandwort, thrift, cut-leaf daisy, darley heath, babies' tears, heath-myrtle, water forget-me-not, large-flowered self-heal, rosemary, sage, brookweed, thyme, speedwill, periwinkle, bugle, bell-flowers, snow-in-summer, sea-heaths, cup-flowers.
- Climbing plants - clematis (*Clematis jackmanii*, *C. montana*, *C. montana* var. *rubens*), Western Australian Coral Pea (*Hardenbergia comptoniana*), Three-coloured Ivy (*Hedera helix* 'Tricolor'), Banksia Rose (*Rosa banksiae*), Teinturier Grape (*Vitis vinifera* 'Purpurea'), wisterias (*Wisteria* sp.).
- Perennials - milfoils, asters, bell-flowers, delphiniums, pinks, foxgloves, daisy-of-the-veldt, irises, lupins, penstemons, primulas.
- Hedges - barberries (*Berberis* sp.), cotoneasters (*Cotoneaster* sp.), honeysuckles (*Lonicera* sp.), mintbushes (*Prostanthera* sp.), spiraeas (*Spiraea* sp.), lilacs (*Syringa* sp.), viburnums (*Viburnum* sp.), weigelas (*Weigela* sp.).
- Lawns - buffalo grass, kikuyu, paspalum and lippia.

Materials

Predominant use of stone in paving (Willunga and Mintaro slate), walls, steps, pool settings, terraces (Carey Gully, Basket Range, Glen Osmond sandstone), concrete used in arbour posts, seats, ornaments, and limited use of timber except in arbour supports.

Architectural house style & features

Varying styles persisted including unfinished brick and cut-stone fronted or timber Federation, Edwardian styles, modern rendered Georgian (Walter Bagot (SA), Kenneth Milne (SA)), styles. Most possessed a front porch feature, a vehicle garage or shelter structure.

Key practitioners or advocates

Edna Walling (Vic), Elsie Cornish (SA), Olive Mellor (Vic), Professor Leslie Wilkinson (NSW), Walter Burley Griffin (Vic & NSW), Jocelyn Brown (NSW), *South Australian Home Beautiful* (SA), *Australian Home Beautiful* (Vic).

Distribution

Suburbs such as Springfield, Hazelwood Park, Linden Park.

Style indicators

1. A naturalistic style or layout.
2. Deeply curved garden beds.
3. Recessed Willunga slate or stone foot-paths set in lawn.
4. A stone edged reflective pool or recessed stone-edged alcove.
5. Sweeping lawns.
6. Plants dominated by Silver Birches, *Prunus* sp., *Cupressus* sp., *Cotoneaster* sp., *Viburnum* sp., *Erigeron* sp., self-seeding annuals.
7. Underplanting with colourful shrubs and foliage plants
8. A sense of mystery in spatial layout.
9. A heightening of contours in space manipulation.

Sources for information

Australian Home Beautiful, var.

Beames, Rodney & Whitehill, Tony, *Some Historic Gardens in South Australia*, National Trust of South Australia, Adelaide, 2nd ed, 1988.

Dixon, Trisha & Jennie Churchill, *Gardens in Time: In the footsteps of Edna Walling*, Angus & Robertson, North Ryde, NSW, 1988.

Jones, David, 'Elsie Marion Cornish (1887-1946): a pioneer of contemporary landscape design in Adelaide,' *Landscape Australia* 1/1998 20 (1) pp 90-93.

Jones, David, '20th Century landscape design in Adelaide,' *Journal of the Historical Society of South Australia* 1997 25, pp 35-57.

Mellor, Olive, *Complete Australian Gardener Illustrated*, Colorgravure Publications, Melbourne, c.1930.

South Australian Home Beautiful, various.

South Australian Homes & Gardens, various.

Walling, Edna, *Gardens in Australia, Their Design and Care*, 3rd ed, Oxford University Press, Melbourne, 1943.

Wilkinson, Sando & Wyles Ltd, *Springfield: A Woodland Retreat* [real estate sale brochure], Wilkinson, Sando & Wyles Ltd, Adelaide, c.1928.

Garden City Gardens, including Colonel Light Gardens, 1920s-1930s



Front garden at Colonel Light Gardens, c. 1920.
Source: Mitcham History Collection SLRF 227 ph 11.

Colonel Light Gardens, a planned garden suburb in metropolitan Adelaide was established in the tradition of the English garden city movement of the nineteenth century. Here are to be found bungalow style houses built in the 1920s but bungalows are also seen in suburbs such as Kensington Gardens, Linden Park, Prospect or Torrensville where development was proceeding apace in these years.

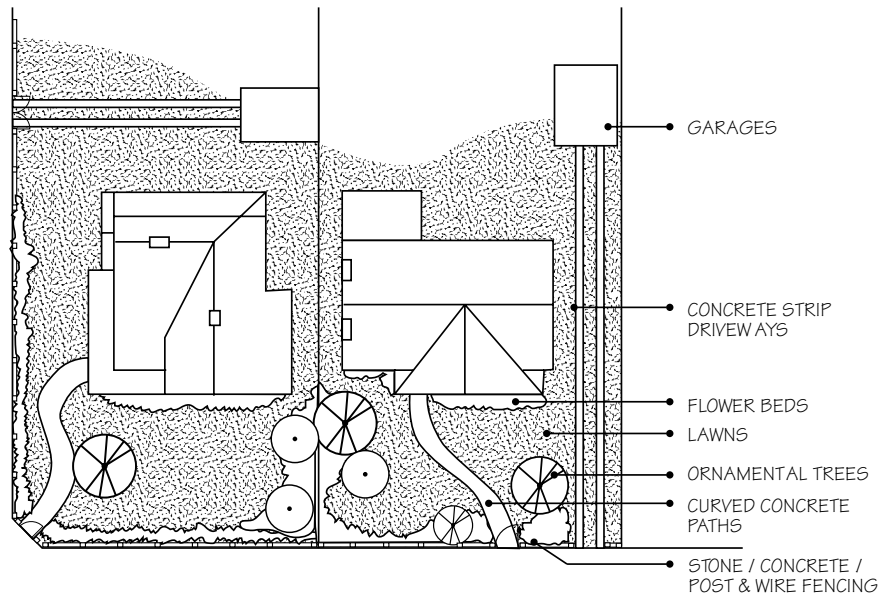
Gardens of bungalow houses varied according to the taste and skills of those who lived in the dwellings but the pattern most commonly associated with both bungalows and tudor style houses in the 1920s and 1930s was for curved paths, lawns with hardy grasses, flower beds with standard roses underplanted with annuals. Shrubs might be planted along the fence line. Sometimes a birdbath or fish-pond provided a feature. A typical pattern in Colonel Light Gardens was to have a semi-circular lawn with a path running beside it from the gate to the front door. A triangular garden bed could be fitted in between the path and the side fence. A garden bed might follow the edge of the lawn; this could be edged with a plain timber border in

jarrah or possibly small stones. Annuals popular in this period included Iceland poppies and petunias. There was a limited range of colours available: Iceland poppies were yellow, orange and white while petunias were typically reddish pink or purplish blue. Anemones, carnations, daffodils, irises, chrysanthemums, geranium and gladioli were popular as were dahlias. Sweet peas, which might be planted against a trellis, were popular for cut flowers and climbing roses such as 'Black Boy' were popular at this time.

The keen gardener could consult *Yates Garden Guide* and *Brunning's Australian Gardener*. The more enthusiastic might read the *Australian Home Beautiful* or the *South Australian House & Garden* magazines but for most people there was practical advice from columnists in the South Australian newspapers.

As part of the development of this subdivision the Garden Suburbs Commissioners established a plant nursery, initially with species from the Woods & Forest nurseries, to plant streets and parks, and

Garden City Gardens, including
Colonel Light Estate Gardens 1920s-1930s



*Garden at Colonel Light
Gardens, c.1960.
Source:
Mitcham History Collection
SLRF 266 Ph 17*

to assist new residents. There were also several commercial plant nurseries in Unley, Parkside, Fullarton at this time.

There were also those who had not developed an interest in gardening: men who were tired after a long week of work, women who did not like to get their hands dirty and those who considered gardening to be an expensive and unnecessary hobby. For these people a lawn with some specimen shrubs or a small concrete ornament, such as a kookaburra, was quite sufficient.

In the back garden some trellis covered with vine was often placed close to the house. Many had vegetable plots and some fruit trees such as apricot, peach, plum, citrus and almond. Loquat and fig might also be grown. The keen gardener might grow two different peaches, one for eating and one for bottling. A fowl yard at the back of the garden provided eggs, manure for the garden and occasionally poultry for a special meal and there was space for the wood heap and a garden shed as well as the all-essential clothes line.

Garden City Gardens, including Colonel Light Gardens, 1920s-1930s

Key characteristics

Garden design

House set back from the street at varying intervals to accentuate the garden city atmosphere. Semi-circular driveway and pathways often leading from a central point and splaying out from a centrally positioned multi-purpose foot and car gate

Circulation design

Semi-circular 'c' or 's' shaped concrete paths and driveways; circulation routes and garden beds often edged in concrete strips or edgings

Garden furniture

Seating, gate, arbours, fences, ornaments, plant supports, fountains. Occasional timber lych or arbour-like vehicular and pedestrian gate features in the late 1920s and 30s residences. Woven crimped Cyclone or Humes ornamental fabric wire with timber posts and top rail, 1000 to 1400mm high, often backed by hedges, or of masonry construction to match the house. Later State Bank home front fences of woven crimped Cyclone or Humes ornamental fabric wire often backed by hedges.

Planting design

There is little specific information as to plantings in the Colonel Light Gardens, other than oral recollections, to indicate the spectrum of plantings after 10 years of development. As the suburb had a plant nursery it is most likely that this serviced many the large shrub and tree species, and the residents also obtained shrubs, flowering species, perennials, and annuals from local commercial nurseries and in Adelaide.

- Street & garden trees - False Acacia (*Robinia pseudoacacia*), Golden Ash (*Fraxinus excelsior*), Desert Ash (*F. oxycarpa*), Liquidamber (*Liquidambar styraciflua*), Oriental Plane (*Platanus orientalis*), English Elm (*Ulmus procera*), American Ash (*F. ornus*), (*Brachychiton populneus*, syn. *Sterculia diversifolia*), Jacaranda (*Jacaranda mimosifolia*), River Red Gums (*Eucalyptus camaldulensis*), White Cedars (*Melia azedarach* var. *australasica*), Tamarisk (*Tamarix* sp.), Carob (*Ceratonia siliqua*), Red Flowering Gums (*Corymbia ficifolia*, syn. *Eucalyptus ficifolia*), Camphor Laurels (*Cinnamomum camphora*), poplars (*Populus* sp.).
- Fruit trees - loquat, fig, lemons, apricots, peaches, plums, oranges, almonds.

- Hedges - fences often associated with privet (*Ligustrum* sp.), or plumbago (*Plumbago auriculata*, syn. *P. capensis*). Occasional hedges of Italian Buckthorn (*Rhamnus alaternus*), or carob (*Ceratonia siliqua*).
- Flowering shrubs - roses, Iceland poppies, petunias, anemones, carnations, daffodils, irises, chrysanthemums, geraniums, gladioli, pelargoniums, dahlias.
- Climbers - wisteria (*Wisteria* sp.), honeysuckle, jasmine (*Jasminum* sp.).
- Lawns - couch grass, kikuyu, buffalo grass.

Materials

Concrete predominantly used in the garden accompanied by timber for structures and fencing.

Architectural house style & features

Predominantly Basket Range sandstone fronted Californian bungalow style residences, sometimes with red-faced brickwork, in the early 1920s, with low over-hanging gable corrugated iron roofs, heavy verandah piers, projecting bay windows, asymmetrical elevations and plans, and generally a horizontal profile. Newer areas are part of the State Bank homes project and had predominantly red brick facade walls. Timber or fibro-cement sleepouts were often erected at the rear. Late 1920s and 30s residences often of Tudor Revival style, constructed of Basket Range freestone, stucco over brick, or red-faced brick walls.

Key practitioners or advocates

Charles Reade (SA), Walter Scott Griffiths (SA).

Distribution

Colonel Light Gardens.

Style indicators

1. Initially austere plantings often influenced by the local plant nursery.
2. Limited front tree plantings, less ornamental or decorative, to maintain a sense of openness.
3. Crimped woven wire fencing, with occasional timber arbour front foot and car gates.
4. Curving footpath and car drives from the front gate.
5. Concrete used as a garden design material.

Sources for information

Bechervaise & Associates, *Colonel Light Gardens Conservation Study*, Bechervaise & Associates, Adelaide, 1989.

Colonel Light Gardens Historical Society Inc., *Colonel Light Gardens: walk brochure*, Colonel Light Gardens Historical Society Inc. & City of Mitcham, Colonel Light Gardens, 1997.

7 APPENDICES

Appendix 7.1

Trees and shrubs available in Adelaide in the late 1840s

Extract from John Bailey's Hackney Nursery Catalogue published in *The Adelaide Observer* May 3, 1845

Fruit Trees

Almond
Apples
Apricots
Blackberrys
Cherries
Chestnut
Filbert
Grapes
Guava
Loquat
Medlar
Mulberry
Nectarine
Orange
Peach
Pears
Plums
Pomegranate
Quince
Raspberry
Strawberrys
Vines

Trees and shrubs

Acacia longifolia Golden Wattle
Acacia paradoxa Hedge Wattle
Acacia verticillata Prickly Moses
Acer platanoides Norway Maple
Aeonium arboreum Tree Houseleek
Aesculus hippocastanum Common Horse-chestnut
Agave americana American Aloe
Aloysia triphylla Lemon-scented Verbena
Araucaria cunninghamii Morton Bay Pine
Araucaria heterophylla Norfolk Island Pine
Artemisia abrotanum Southernwood
Artemisia arborescens Silver Wormwood
Asarina scandens
Bambusa arundinacea Thorny Bamboo
Bambusa multiplex Hedge Bamboo
Berberis vulgaris Common Barberry
Bignonia capreolata Cross-vine
Brachychiton acerifolius Illawarra Flame Tree
Buxus sempervirens Box
Calycanthus floridus Carolina Allspice
Camellia japonica 'Alba Plena' Camellia
Camellia japonica Camellia
Camellia sinensis Common Tea
Capparis spinosa Caper-bush
Castanea sativa Spanish Chestnut
Castanospermum australe Moreton Bay Chestnut
Catalpa bignonioides Indian Bean Tree
Ceanothus sp. Ceanothus
Celastrus scandens Climbing Bittersweet
Celtis australis Nettle Tree
Celtis occidentalis Sugarberry
Ceratonia siliqua Carob
Chaenomeles speciosa Flowering Quince
Cinnamomum camphora Camphor Laurel
Clematis paniculata Puawhananga
Colutea arborescens Bladder Senna
Corylus avellana Filbert
Corynocarpus laevigatus New Zealand Laurel
Crataegus laevigata 'Rosea'

Crataegus laevigata 'Rosea-plena'
Crataegus monogyna English Hawthorn
Crotalaria agatiflora Bird-flower
Cupressus sempervirens Italian Cypress
Cytisus scoparius Scottish Broom
Dacrydium cupressium Rimu, Red Pine
Daphne odora Winter Daphne
Datura cornigera
Deutzia scabra
Dolichos lignosus Common Dolichos
Eriobotrya japonica Loquat
Erythrina corallodendron Coral-tree
Erythrina crista-galli Common Coral-tree
Eugenia jambo Sea Apple
Euonymus japonicus Evergreen Spindle Tree
Euryops abrotanifolius Winter Euryops
Felicia sp. Aster
Ficus elastica India-rubber Fig
Ficus macrophylla Moreton Bay Fig
Fraxinus excelsior Golden Ash
Fuchsia sp. Fuchsia
Gardenia jasminoides 'Florida' Double-white Gardenia
Gardenia jasminoides Cape Jasmine
Genista aetnensis Mount Etna Broom
Ginkgo biloba Gingko, Maidenhair Tree
Gleditsia triacanthos Honey Locust
Glycine sp.
Grevillea robusta Silky Oak
Hebe salicifolia Koromiko
Hebe sp. Hebe
Hedera helix English Ivy
Hedera latifolia Irish Ivy
Heliotropium arborescens Heliotrope
Hibiscus mutabilis
Hibiscus splendens
Hibiscus syriacus Syrian Hibiscus
Hydrangea macrophylla Common Hydrangea
Jasminum officinale Common Jasmine
Jasminum revolutum
Juglans regia Persian Walnut
Kerria japonica Kerria
Lagunaria patersonii Pyramid Tree,
Norfolk Island Hibiscus
Lantana camara Common Lantana
Laurus nobilis Sweet Bay
Lavandula sp. Lavender
Leucadendron argenteum Silver Tree
Ligustrum vulgare Common Privet
Lonicera caprifolium Sweet Woodbine
Lonicera japonica var. *repens* Japanese Honeysuckle
Lycium ferocissimum African Boxthorn
Maclura pomifera Osage Orange
Magnolia grandiflora Southern Magnolia
Magnolia liliiflora
Melia azedarach var. *australasica* White Cedar
Melianthus major Large Honey-flower
Mespilus germanica Medlar
Morus alba White Mulberry
Morus nigra Black Mulberry
Morus rubra Red Mulberry
Myrtus communis Common Myrtle
Nerium oleander Oleander
Olea europaea Olive
Paeonia suffruticosa Moutan

<i>Pandorea pandorana</i>	Wonga Vine	<i>Calla</i> sp.	
<i>Parkinsonia aculeata</i>	Jerusalem Thorn	<i>Canna</i> sp.	Cannas
<i>Passiflora caerulea</i>	Blue Passionflower	<i>Crinum bulbispermum</i>	
<i>Passiflora edulis</i>	Black Passionflower	<i>Crinum pedunculatum</i>	
<i>Passiflora</i> sp.	Passion-flower	<i>Crocus vernus</i>	
<i>Pelargonium</i> sp.	Geranium	<i>Dahlia</i> sp.	
<i>Philadelphus coronarius</i>		<i>Doryanthes excelsa</i>	Gynea Lily
<i>Phlomis fruticosa</i>	Jerusalem Sage	<i>Ferraria crispa</i>	Giant Fennel
<i>Phoenix dactyifera</i>	Date Palm	<i>Gladiolus</i> sp.	
<i>Pinus pinaster</i>	Maritime Pine	<i>Haemathus coccineus</i>	
<i>Pinus pinea</i>	Stone Pine	<i>Hedychium coronarium</i>	White Ginger Lily
<i>Podalyria sericea</i>	Satin Bush	<i>Hemerocallis lilio-asphodelus</i>	Daylilies
<i>Podocarpus elatus</i>	Plum Pine	<i>Hyacinthus</i> sp.	Hyacinth
<i>Polygala myrtifolia</i>	Myrtle-leaf Milkwort	<i>Iris</i> sp.	Iris
<i>Polygala virgata</i>	Purple Broom	<i>Ixia</i> sp.	
<i>Prunus laurocerasus</i>	Cherry Laurel	<i>Lachenalia bulbifera</i>	
<i>Psoralea pinnata</i>		<i>Lilium candidum</i>	Madonna Lily
<i>Punica granatum</i> 'Alboplano'		<i>Lilium longiflorum</i>	Christmas Lily
<i>Punica granatum</i>	Pomegranate	<i>Lilium</i> sp.	Lily
<i>Quercus robur</i>	English Oak	<i>Narcissus</i> sp.	Daffodil
<i>Rhamnus alaternus</i>	Italian Buckthorn	<i>Nerine</i> sp.	
<i>Rhododendron (azalea)</i> sp.	Azalea	<i>Ornithogalum</i> sp.	Star-of-Bethlehem
<i>Rhododendron</i> sp.	Rhododendron	<i>Oxalis</i> sp.	
<i>Rhus typhina</i>	Staghorn Sumac	<i>Paeonia</i> sp.	Peony
<i>Ribes aureum</i>	Golden Currant	<i>Ranunculus</i> sp.	Ranunculus
<i>Ribes sanguineum</i>	Pink-flowering Currant	<i>Sparaxis</i> sp.	Harlequin Flower
<i>Robinia hispida</i>	Rose Acacia	<i>Sprekelia</i> sp.	
<i>Robinia pseudoacacia</i>	Black Locust	<i>Sternbergia</i> sp.	
<i>Rosa multiflora</i>	Climbing Roses	<i>Tigridia</i> sp.	
<i>Rosa</i> sp.	Roses	<i>Tritonia</i> sp.	
<i>Rosemarinus officinalis</i>	Rosemary	<i>Tulipa</i> sp.	Tulip
<i>Rubus fruticosus</i>	Common Bramble	<i>Watsonia</i> sp.	Watsonia
<i>Rubus odoratus</i>	Flowering Raspbery		
<i>Ruta graveolens</i>	Rue	Herbaceous plants	
<i>Salix babylonica</i>	Weeping Willow	<i>Achillea millifolium</i>	Yarrow
<i>Salix caprea</i>	Pussy Willow	<i>Agrostemma</i> sp.	Corn Cockle
<i>Sambucus nigra</i>	Eurorean Elder	<i>Alonsoa</i> sp.	
<i>Saritaea magnifica</i>		<i>Anchusa</i> sp.	
<i>Solanum laciniatum</i>	Large Kangaroo Apple	<i>Antirrhinum</i> sp.	Snapdargon
<i>Sophora microphylla</i>	Weeping Kowhai	<i>Arundo donax</i>	Giant Reed
<i>Spartium junceum</i>	Spanish Broom	<i>Bellis perennis</i>	English Daisy
<i>Spiraea</i> sp.	Spiraea	<i>Bouvardia ternifolia</i>	
<i>Staphelia flavirostris</i>		<i>Cheiranthus cheiri</i>	Wallflower
<i>Staphelia gigantea</i>		<i>Chrysanthemum</i> sp.	
<i>Staphelia variegata</i>		<i>Dianthus caryophyllus</i>	Carnation
<i>Sutherlandia frutescens</i>	Cape Balloon-pea	<i>Dianthus</i> sp.	Pink
<i>Syringa vulgaris</i>	Common Lilac	<i>Eschscholzia californica</i>	
<i>Syringa x persica</i>	Persian Lilac	<i>Helianthus tuberosus</i>	Jerusalem Artichoke
<i>Thuja orientalis</i>	Chinese Arborvitae	<i>Humulus lupulus</i>	Common Hop
<i>Tilia x europaea</i>	Common Linden	<i>Lychnis chalcidonica</i>	
<i>Ulmus glabra</i>	Scotch Elm	<i>Mentha</i> sp.	Mint
<i>Ulmus procera</i>	English Elm	<i>Mirabilis</i> sp.	
<i>Viburnum tinus</i>	Laurustinus	<i>Nolana paradoxa</i>	
<i>Vinca</i> sp.	Perwinkle	<i>Origanum</i> sp.	Dittany
<i>Virgilia oroboides</i>	Cape Virgilia	<i>Phormium tenax</i>	New Zealand Flax
<i>Yucca aloifolia</i>	Spanish Bayonet	<i>Primula sinensis</i>	
<i>Yucca filamentosa</i>	Adam's Needle Yucca	<i>Primula veris</i>	Cowslip
<i>Yucca gloriosa</i>	Spanish Needle	<i>Primula vulgaris</i>	Primrose
		<i>Rheum</i> sp.	Rhubarb
Bulbs and tuberous-rooted plants		<i>Salvia</i> sp.	Sage
<i>Agapanthus orientalis</i>	Agapanthus	<i>Tropaeolum</i> sp.	Nasturtium
<i>Allium neopolitanum</i>		<i>Valerina</i> sp.	Valerian
<i>Alpinia nutans</i>	Alpinia	<i>Viola odorata</i>	Sweet Violet
<i>Alstroemeria</i> sp.		<i>Viola tricolor</i>	
<i>Amaryllis belladonna</i>		<i>Zingiber</i> sp.	Ginger
<i>Anemone</i> sp.			
<i>Arum</i> sp.			
<i>Babiana</i> sp.			

Appendix 7.2

Trees, shrubs and herbs common in the nineteenth century

modified and reprinted with permission of Dr Brian Morley, Director of the Botanic Gardens of Adelaide

The common plants grown in garden with a Mediterranean climate in the nineteenth century divided into herbs, shrubs and trees, and including a number of non-European exotics.

Herbs

<i>Allium moly</i>	Lilies
<i>Amaryllis belladonna</i>	Belladonna Lily
<i>Anemone appina</i> ,	Alpine Anemone
<i>Anemone coronaria</i>	'Lilies of the Field'
<i>Antirrhinum majus</i>	Snap Dragons
<i>Aster</i> spp.	Asters
<i>Campanula pyramidalis</i>	
<i>Campanula rapunculoides</i>	
<i>Campanula trachelium</i>	
<i>Canna indica</i>	Canna Lilies
<i>Celosia cristata</i>	Cockscomb
<i>Centaurea cyanus</i>	Cornflowers, Bachelors
<i>Centaurea moschata</i>	
<i>Colchicum autumnale</i>	
<i>Consolia regalis</i>	
<i>Crocus</i> spp.	
<i>Cyclamen neapolitanum</i>	Cyclamen
<i>Cyclamen persicum</i>	Cyclamen
<i>Dictamnus albus</i>	Burning Bush
<i>Digitalis grandiflora</i>	Foxgloves
<i>Digitalis lutea</i>	Foxgloves
<i>Digitalis purpurea</i>	Foxgloves
<i>Eranthis hyemalis</i>	
<i>Erythronium dens-canis</i>	Dog's Tooth Violets
<i>Fragaria vesca</i>	Woodlands Strawberry
<i>Fragaria virginiana</i>	
<i>Fritillaria imperialis</i>	
<i>Fritillaria meleagris</i>	
<i>Galanthus nivalis</i>	Snowdrops
<i>Helianthus tuberosus</i>	Sunflower
<i>Helianthus annuus</i>	Sunflower
<i>Heliotropium peruvianum</i>	
<i>Helleborus niger</i>	Lenten Rose
<i>Iris xiphium</i>	Spanish or Dutch Iris
<i>Impatiens balsamina</i>	Balsam
<i>Leonotis leonurus</i>	
<i>Leucjum aestivum</i>	Snowdrops, Snowflakes
<i>Lilium candidum</i>	Lilies
<i>Lilium chalcedonicum</i> ,	Lilies
<i>Lilium martagon</i>	Lilies
<i>Lychnis coeli-rosa</i>	
<i>Mirabilis jalapa</i>	
<i>Matthiola</i> spp.	Stock
<i>Muscari botryoides</i>	Grape Hyacinth
<i>Monarda didyma</i>	Bergamot
<i>Nicotiana tabacum</i>	
<i>Narcissus</i> spp.	Daffodil
<i>Ornithogalum umbellatum</i>	Star-of-Bethlehem
<i>Paeonia albiflora</i>	Peony
<i>Pelargonium</i> spp.	Geranium
<i>Philadelphus coronarius</i>	
<i>Polemonium caeruleum</i>	Jacob's Ladder
<i>Rosa canina</i>	Rose
<i>Rosa centrifolia</i>	Rose
<i>Rosa damascena</i>	Rose
<i>Rosa eglanteria</i>	
<i>Ranunculus asiaticus</i>	Garden Ranunculus
<i>Scabiosa atropurpurea</i>	Scabious
<i>Scilla peruviana</i>	

<i>Tulipa</i> spp. cv.	Tulips
<i>Tagetes erecta</i>	African Marigold
<i>Tropaeolum majus</i>	Nasturtiums
<i>Xeranthemum</i> spp.	'Everlastings'

Shrubs

<i>Campsis radicans</i>	American Trumpet- creeper
<i>Citrus</i> spp.	
<i>Convolvulus</i> sp.	Glory-bind sp.
<i>Cytisus multiflorus</i>	White Spanish Broom
<i>Hibiscus mutabilis</i>	Hibiscus sp.
<i>Hibiscus rosa-sinensis</i>	Chinese Hibiscus
<i>Jasminum odoratissimum</i>	
<i>Jasminum sambac</i>	Arabian Jasmine
<i>Passiflora edulis</i>	Purple Passionfruit
<i>Prunus cerasus</i>	Morello Cherry, Kentish Cherry
<i>Prunus persica</i>	Peach
<i>Syringa vulgaris</i>	Common Lilac
<i>Viburnum opulus</i> cv. 'Sterile'	Guelder Rose
<i>Yucca gloriosa</i>	Spanish Needle, Adam's Needle

Herbs and woody plants basic to Mediterranean gardening are:

Herbs

<i>Acanthus mollis</i>	Bear's Breeches
<i>Aconitum napellus</i>	Monks Hood
<i>Althaea rosea</i>	
<i>Anthemis nobilis</i>	Chamomile
<i>Asphodeline lutea</i>	
<i>Artemisia abrotanum</i>	Wormwood
<i>Borago officinalis</i>	
<i>Calendula officinalis</i>	Marigold
<i>Celosia cristata</i>	
<i>Centaurea cyanus</i>	Knapweed
<i>Chrysanthemum coronarium</i>	Chrysanthemum
<i>Chrysanthemum segetum</i> ,	Chrysanthemum
<i>Chrysanthemum grandiflorum</i>	Chrysanthemum
<i>Cistus ladanifer</i>	Rock Rose
<i>Crocus sativus</i>	
<i>Convallaria majalis</i>	Lily-of-the Valley
<i>Dianthus plumarius</i>	Pink
<i>Dianthus acryophyllus</i>	Pink
<i>Digitalis purpurea</i>	Foxglove
<i>Foeniculum officinale</i>	
<i>Gladiolus segetum</i>	
<i>Hyssopus officinalis</i>	
<i>Hesperis matronalis</i>	
<i>Hyacinthus orientali</i>	Hyacinths
<i>Iris florentina</i>	Iris
<i>Iris germanica</i>	Iris
<i>Iris pseudacorus</i>	Iris
<i>Jasminum officinale</i>	Jasmine
<i>Lavandula officinale</i>	Lavendar
<i>Lilium candidum</i>	Lily
<i>Lilium martagon</i>	Lily
<i>Lychnis coronaria</i>	

<i>Melissa officinalis</i>		<i>Berberis</i> sp.	Berberis
<i>Nigella damascena</i>		<i>Buxus</i> sp.	Box
<i>Narcissus poeticus</i>	Daffodil	<i>Camellia</i> sp.	Camellias
<i>Origanum marjorana</i>	Dittany	<i>Crataegus</i> sp.	Hawthorns
<i>Paeonia officinalis</i>		<i>Fagus</i> sp.	Beech
<i>Papaver rhoeas</i>	Poppy	<i>Fraxinus</i> sp.	Ash
<i>Papaver somniferum</i>	Poppy	<i>Hedera</i> sp.	Ivy
<i>Portulaca oleracea</i>		<i>Ilex</i> sp.	Holly
<i>Primula auricula</i>	Primula	<i>Illicium</i> sp.	Star-anise
<i>Primula vulgaris</i>	Primula	<i>Juniperus</i> sp.	Juniper
<i>Rosa alba</i>	Rose	<i>Laurus</i> sp.	Laurel / Sweet Bay
<i>Rosa centrifolia</i>	Rose	<i>Magnolia</i> sp.	Magnolia
<i>Rosa damascena</i>	Rose	<i>Olea</i> sp.	Olive
<i>Rosa gallica</i>	Rose	<i>Phillyrea decora</i>	Phillyrea
<i>Ruta graveolens</i>	Rue	<i>Photinia</i> sp.	Photinia
<i>Senecio cineraria</i>		<i>Picea</i> sp.	Spruce
<i>Symphytum officinale</i>	Comfrey	<i>Pinus</i> sp.	Pine
<i>Teucrium fruticans</i>	Germander	<i>Pittosporum</i> sp.	Pittosporum
<i>Thymus serpyllum</i>	Thyme	<i>Quercus</i> sp.	Oak
<i>Thymus vulgaris</i>	Thyme	<i>Rhamnus</i> sp.	Buckthorn
<i>Vinca minor</i>	Periwinkle	<i>Rhododendron</i> sp.	Rhododendron
<i>Viola odorata</i>	Violet	<i>Rosa</i> sp.	Rose
<i>Viola tricolor</i>	Violet	<i>Syringa</i> sp.	Lilac
		<i>Taxodium distichum</i>	Swamp Cypress
		<i>Taxus</i> sp.	Yew
		<i>Thuja</i> sp.	Thuja
		<i>Viburnum</i> sp.	Viburnum
Shrubs		Others in pots	
<i>Crataegus monogyna</i>	English Hawthorn	<i>Dahlia</i>	
<i>Cytisus scoparius</i>	Scottish Broom, English Broom	<i>Fuchsia</i>	
		<i>Myrtus</i>	
		<i>Pelargonium</i>	
<i>Danaea racemosus</i>		Paddock trees	
<i>Lonicera periclymenum</i>	Common Honeysuckle	<i>Acer negundo</i>	Box-Elder Maple
<i>Rosemarinus officinalis</i>	Rosemary	<i>Acer pseudoplatanus</i>	Sycamore Maple
<i>Ruscus aculeatus</i>	Butcher's Broom	<i>Aesculus xcarnea</i>	Red Horse-Chestnut
<i>Sambucus nigra</i>	European Elder	<i>Alnus glutinosa</i>	Black Alder
<i>Viburnum tinus</i>	Laurustinus	<i>Amelanchier canadensis</i>	Shad-bush
		<i>Betula pendula</i>	Silver Birch
Trees		<i>Crataegus crus-gallii</i>	Cockspur Thorn
<i>Arbutus unedo</i>	Irish Strawberry Tree	<i>Fraxinus ornus</i>	Flowering Ash
<i>Buxus sempervirens</i>	Box	<i>Gleditsia triacanthos</i>	Honey Locust
<i>Cornus mas</i>	Cornelian Cherry	<i>Laburnum alpinum</i>	Laburnum sp.
<i>Cupressus sempervirens</i>	Italian Cypress	<i>Mespilus germanica</i>	Medlar
<i>Cydonia oblonga</i>	Quince	<i>Populus tacamahaca</i>	Balsam Poplar
<i>Hedera helix</i>	English Ivy	<i>Quercus cerris</i>	Turkey Oak
<i>Laurus nobilis</i>	Sweet Bay	<i>Quercus ilex</i>	Holly Oak
<i>Malus baccata</i>	Crab Apple	<i>Robinia pseudoacacia</i>	False Acacia
<i>Myrtus communis</i>	Common Myrtle	<i>Salix alba</i>	White Willow
<i>Nerium oleander</i>	Oleander	<i>Sorbus aria</i>	Whitebeam
<i>Phoenix dactylifera</i>	Date Palm	<i>Sorbus aucuparia</i>	Rowan Tree, European
<i>Pistacia lentiscus</i>	Pistachio	<i>Taxodium distichum</i>	Swamp Cypress
<i>Platanus orientalis</i>	Oriental Plane	<i>Tilia x europaea</i>	Common Linden, Common Lime
<i>Prunus cerasus</i>	Kentish Cherry		
<i>Prunus dulcis</i>	Almond		
<i>Prunus persica</i>	Peach		
<i>Punica granatum</i>	Pomegranate		
<i>Pyrus communis</i>	Pear		
Garden trees			
<i>Abies</i> sp.	Firs		
<i>Aesculus</i> sp.	Horse-Chestnuts		
<i>Arbutus</i> sp.	Strawberry Trees		
<i>Aucuba</i> sp.	Aucubas		

Appendix 7.3

Catalogue of trees available from the Forest Board Nurseries in 1882.

The nurseries were located at Wirrabara and Bundaleer in the Mid North, Leg of Mutton Lake at Mount Gambier, Belair near Adelaide, Wanilla on Eyre Peninsula, and Stangate on Yorke Peninsula.

- Acer pseudoplatanus* (Sycamore Maple) - not a tree for general planting here. Must have a rich sheltered site.
- Catalpa bignonioides* (Catalpa; Indian Bean Tree) - rich, deep, and moist places suit this tree best.
- Ceratonia siliqua* (Carob) - not particular as to soils.
- Corymbia ficifolia* [syn. *Eucalyptus ficifolia*] (Western Australian Red Flowering Gum) - requires good sites, with some degree of shelter.
- Cupressus sempervirens* (Italian Cypress) - partial to sandy soils with a retentive subsoil. Will, however, grow well in most places here.
- Cupressus torulosa* (Bhutan Cypress) - grows well in almost any situation in this colony.
- Eucalyptus camaldulensis* (River Red Gum) - this gum will also thrive in our Northern Areas.
- Eucalyptus cladocalyx* (Sugar Gum) - our best gum for planting on the plains and dry country.
- Eucalyptus diversicolor* (Karri) - a fine strong grower. Suitable for the plains.
- Eucalyptus globulus* var. *globulus* (Tasmanian Blue Gum) - a very rapid grower. Likes good strong soils and some moisture. Will, however, grow in most soils.
- Eucalyptus leucoxydon* (South Australian Blue Gum) - a free grower on poor calcareous soils.
- Eucalyptus marginata* (Jarrah) - requires a sandy ironstone soil. Not suitable for planting in open country.
- Ficus macrophylla* (Moreton Bay Fig) - fine shade tree; not particular in regard to soils. Will not thrive where frosts are prevalent.
- Fraxinus americana* (White Ash) - requires shelter and plenty of moisture. Don't plant it if these are not obtainable.
- Fraxinus excelsior* (Golden Ash) - low-lying and sheltered sites, with plenty of moisture and good strong subsoils.
- Grevillea robusta* (Silky Oak) - must have a choice site to succeed well.
- Lagunaria patersonii* (Pyramid Tree; Norfolk Island Hibiscus) - a free grower here in most soils.
- Melia azedarach* var. *australiana* (White Cedar) - excellent tree for avenues. Transplants open-root freely.
- Pinus halepensis* (Aleppo Pine) - fine massive tree; suitable for planting on saline and calcareous sites. Delights in sandy soils with strong subsoil.
- Pinus pinaster* (Maritime Pine) - plant in low sandy sites. Valuable for seaside planting.
- Pinus pinea* (Stone Pine) - in light stony and limestone ridges does well. Attains 60ft [18.2m] in height.
- Pinus radiata* (Radiata Pine) - a rapid grower, with upright habit. Not particular as to soil, although it prefers one with a strong retentive subsoil.
- Populus canescens* (Grey Poplar) - loamy soils with plenty of moisture.
- Populus nigra* 'Italica' (Lombardy Poplar) - a rapid grower when planted in a deep loamy soil with plenty of moisture.
- Quercus robur* (English Oak) - requires strong clay soils. Must have cool sheltered sites here.
- Quercus suber* (Cork Oak) - deep clay loam, with shelter.
- Robinia pseudoacacia* (False Acacia, Black Locust) - does well in this colony on any kind of soil.
- Salix babylonica* (Weeping Willow) - most and deep loamy soils suit this best.
- Salix cinerea* var. *oleifolia* (Osier, Pussy Willow) - in deep loamy soils, well sheltered, and with constant water within their reach.
- Tamarix gallica* (French Tamarisk) - fast grower. Suitable for seaside planting. Will grow on any soil not absolutely barren.
- Ulmus procera* (English Elm) - plant amongst other trees where it will be sheltered from hot winds. Prefers strong soils.

Source:

- Abridged from, "Forest Board: Catalogue of Trees at the Different Nurseries, 449,240 in all," *The Garden and the Field*, March 1882, p. 151.

Note:

- This was the first nursery catalogue of the Forest Board published in *The Garden and the Field* journal. The planting notes are quoted from the catalogue.

Appendix 7.4

Ornamental trees and shrubs recommended for Adelaide Plains gardens in the 1920s-1930s

Evergreen trees

<i>Acacia</i> sp.	
<i>Arbutus unedo</i>	Irish Strawberry Tree
<i>Brachychiton acerifolius</i>	Illawarra Flame Tree
<i>Calodendrum capense</i>	Cape Chestnut
<i>Cinnamomum camphora</i>	Camphor Laurel
<i>Cordyline australis</i>	Cabbage Tree
<i>Eriobotrya japonica</i>	Loquat
<i>Eucalyptus calophylla</i> 'Rosea'	Pink-flowering Marri
<i>Eucalyptus citriodora</i>	Lemon-scented Gum
<i>Eucalyptus ficifolia</i> ; <i>Corymbia ficifolia</i>	'Scarlet Gum'; Red-flowering Gum
<i>Eucalyptus torquata</i>	Coral Gum
<i>Eucalyptus nutans</i>	Red-flowered Moort
<i>Grevillea hilliana</i>	White Silky Oak
<i>Laurus nobilis</i>	Sweet Bay
<i>Melaleuca decora</i>	White Clud Tree
<i>Melaleuca gibbosa</i>	Slender Honey-myrtle
<i>Quercus ilex</i>	Holm Oak
<i>Stenocarpus sinuatus</i>	Firewheel Tree

Deciduous trees

<i>Acer negundo</i> 'Variegatum'	Variegated	Box-elder
Maple		
<i>Cercis siliquastrum</i>	Judas Tree	
<i>Crataegus</i> sp.	Hawthorns	
<i>Cytisus</i> sp.	Broom	
<i>Fraxinus lanceolata</i>	Green Ash	
<i>Fraxinus excelsior</i> 'Pendula'	Green Weeping Ash	
<i>Jacaranda mimosifolia</i>	Jacaranda	
<i>Malus</i> sp.	Crab-apple	
<i>Melia azedarach</i> var. <i>australasica</i>	White Cedar	
<i>Populus</i> sp.	Poplars	
<i>Prunus</i> sp.	Plums	
<i>Prunus x blireiana</i>	Double-rose Cherry-plum	
<i>Prunus</i> 'Moseri'	Plum	
<i>Prunus mume</i>	Japanese Double-plum	
<i>Prunus serrulata</i>	Japanese	Flowering
Cherry		
<i>Robinia hispida</i>	Rose Acacia	
<i>Salix caprea</i>	Pussy Willow	
<i>Sapium sebiferum</i>	Chinese tallow-tree	

Evergreen flowering shrubs

<i>Abutilon</i> sp. (inc. 'Souvenir de Prince Albert', 'Vexillarium variagata', 'Eclipse').	Chines Lantern
<i>Acmena australis</i>	Red Apple
<i>Alyxia buxifolia</i>	Sea-box
<i>Callistemon</i> sp.	Bottlebrush
<i>Callistemon rugulosus</i>	Scarlet Bottlebrush
<i>Cantua buxifolia</i>	Flower-of-the Incas
<i>Carissa grandiflora</i>	Natal Plum
<i>Ceanothus thyrsiflorus</i>	Californian Lilac
<i>Chorizema ilicifolium</i>	Holly Flame-pea
<i>Choisya ternata</i>	Mexican Orange-Blossom
<i>Eriostemon</i> sp.	Waxflower
<i>Escallonia macrantha</i>	Common Escallonia
<i>Feijoa sellowiana</i>	Pineapple Guava

<i>Felicia fruticosa</i>	Lilac Felicia
<i>Chamelaucium uncinatum</i>	Geraldton Waxflower
<i>Genista aetnensis</i>	Mount Etna Broom
<i>Genista monosperma</i>	White Weeping Broom
<i>Grevillea rosmarinifolia</i>	Rosemary Grevillea
<i>Jasminum grandiflorum</i>	Jasmine
<i>Leonotis leonurus</i>	Lion's Ear
<i>Leptospermum scoparium</i>	Manuka
<i>Nandina domestica</i>	Sacred Bamboo
<i>Ochna serrulata</i>	Carnival Bush
<i>Photinia serrulata</i>	Chinese Hawthorn
<i>Spartium junceum</i>	Spanish Broom
<i>Strelitzia reginae</i>	Bird of Paradise
<i>Streptosolen jamesonii</i>	Orange Browllia
<i>Stobilanthus anisophyllus</i>	Goldfussia
<i>Telina maderensis</i>	Madeira Broom
<i>Virgilia oroboides</i>	Cape Virgilia

Summer flowering evergreen shrubs

<i>Abelia x grandiflora</i>	Glossy Abelia
<i>Bougainvillea glabra</i> 'Cypheri'	Purple Bougainvillea
<i>Buddleia davidii</i>	Butterfly Bush
<i>Campsis grandiflora</i>	Chinese Trumpet-creeper
<i>Duranta repens</i>	Pigeon-berry
<i>Hibiscus rosa-sinensis</i> 'General Courteges'	Hibiscus
<i>Hibiscus splendens</i>	Hibiscus
<i>Hypericum x moseranum</i>	Hypericum
<i>Lantana camara</i> 'Chelsea Gem'	Lantana
<i>Lantana camara</i> 'Imperatrice Eugenia'	Lantana
<i>Lantana montevidensis</i>	Trailing Lantana
<i>Mimulus aurantiacus</i>	Mimulus
<i>Nerium oleander</i> 'Splendens Variegata'	Oleander
<i>Plumbago auriculata</i>	Cape Plumbago
<i>Plumbago auriculata</i> 'Alba'	White Cape Plumbago
<i>Russelia juncea</i>	Coral Plant
<i>Solanum aviculare</i>	Kangaroo Apple
<i>Swainsona galegifolia</i> 'Albiflora'	
<i>Swainsona galegifolia</i> 'Rosea'	
<i>Tecomaria capensis</i>	Cape Honeysuckle
<i>Tecoma mollis</i>	

Evergreen autumn flowering shrubs

<i>Cassia artemisioides</i>	Senna Bush
<i>Correa</i> sp.	
<i>Cotoneaster pannosus</i>	Cotoneaster
<i>Euonymus japonicus</i>	Evergreen Spindle Tree

Evergreen winter flowering shrubs

<i>Acacia</i> sp.	
<i>Acacia baileyana</i>	Cootamundra Wattle
<i>Acacia podalyriifolia</i>	Queensland Silver Wattle
<i>Barleria cristata</i>	
<i>Daphne odora</i>	Daphne
<i>Eupatorium</i> sp.	
<i>Felicia amelloides</i>	Blue Daisy
<i>Garrya elliptica</i>	Catkin Bush
<i>Genista monosperma</i>	White Weeping Broom
<i>Hardenbergia violacea</i>	Purple Coral-pea
<i>Hardenbergia violacea</i> 'Rosea'	

<i>Hardenbergia violacea</i> 'Alba'		<i>Bougainvillea</i> 'Thomasi'	
<i>Hebe</i> sp.		<i>Clematis montana</i> var. <i>buchani</i>	White Anemone Clematis
<i>Iboza riparia</i>	Nutmeg Bush	<i>Clematis montana</i> var. <i>rubens</i>	Pink Anemone Clematis
<i>Lonicera caprifolium</i>	Sweet Woodbine	<i>Cobaea scandens</i>	Cup-and-Saucer Plant
<i>Polygala myrtifolia</i> 'Grandiflora'		<i>Dolichos lignosus</i>	Common Dolichos
<i>Pyracantha crenulata</i>	Nepal Firethorn	<i>Jasminum mesnyi</i>	Primrose Jasmine
<i>Reinwardtia indica</i>		<i>Lathyrus pubescens</i>	Blue Perennial Pea
<i>Sparmannia africana</i>	African Hemp	<i>Lonicera japonica</i> 'Reticulata'	Goldvein Japanese Honeysuckle
<i>Templetonia retusa</i>	Cockies' Tongues		
Leaf shedding shrubs			
<i>Berberis darwinii</i>		<i>Macfadyena unguis-cati</i>	Cat's-claw Creeper
<i>Berberis vulgaris</i>	Common Barberry	<i>Mandevilla laxa</i>	Chilean Jasmine
<i>Berberis vulgaris</i> 'Atropurpurea'		<i>Passiflora edulis</i>	Purple Passionfruit
<i>Berberis wilsoniae</i>	Wilson Barberry	<i>Passiflora mollissima</i>	Banana Passionfruit
<i>Caesalpinia pulcherrima</i>	Barbados Pride	<i>Phaedranthus buccinatorius</i>	Mexican Blood-trumpet
<i>Calycanthus floridus</i>	Carolina Allspice	<i>Phaseolus caracalla</i>	Snail Flower
<i>Ceratostigma willmottianum</i>	Willmott Blue	<i>Pyrostegia venusta</i>	Orange Trumpet-flower
<i>Chaenomeles speciosa</i>	Japonica	<i>Quisqualis indica</i>	Rangoon Creeper
<i>Daubentonia tripetii</i>	Brazilian Glory-pea	<i>Saritaea magnifica</i>	
<i>Deutzia</i> sp.		<i>Solanum wendlandii</i>	Costa Rican Nightshade
<i>Forsythia</i> sp.		<i>Stephanotis floribunda</i>	Madagascar Stephanotis
<i>Hydrangea</i> sp.	Hydrangeas	<i>Stigmaphyllon ciliatum</i>	Brazilian Glory Vine
<i>Lagerstroemia indica</i>	Crepe Myrtle	<i>Thunbergia gibsonii</i>	Orange Glory-creeper
<i>Philadelphus</i> sp.	Mock Orange	<i>Trachelospermum</i>	
<i>Prunus communis</i>	Flowering Peach	<i>jasminoides</i> 'Alba'	White Chinese Star-jasmine
<i>Punica granatum</i>	Flowering Pomegranate	jasmine	
<i>Ribes sanguineum</i>	Pink-flowering Currant	<i>Vitis coignetiae</i>	Crimson Glory Vine
<i>Spiraea</i> sp.	Spiraeas	<i>Vitis coignetiae</i>	
<i>Symphoricarpus albus</i>	Snowberry	'Alacante Bouchet'	
<i>Symphoricarpus orbiculatus</i>	Coral Berry	<i>Wisteria floribunda</i>	
<i>Syringa</i> sp.	Lilacs	'Macrobotrys'	Long Japanese Wisteria
<i>Viburnum opulus</i>	Guelder Rose	<i>Wisteria sinensis</i>	Chineses Wisteria
<i>Weigela</i> sp.	Weigelas		
Climbers			
<i>Antigonon leptopus</i>	Coral Vine, Mexican Mountain Rose		
<i>Bignonia capreolata</i>	Cross-vine		
<i>Bougainvillea glabra</i>			
'Sanderana'	Purple Bougainvillea		
<i>Bougainvillea</i> 'Mrs Butt'	Red Bougainvillea		

Sources:

- Alfred J. Quarrell, "Climbers for your Garden," *South Australian Homes & Gardens*, May 2, 1938, pp. 52-53.
- Alfred J. Quarrell, "Ornamental Trees and Shrubs," *South Australian Homes & Gardens*, June 1, 1934, pp. 20, 71-75, 86.
- Alfred J. Quarrell, "Palms for the Garden," *South Australian Homes & Gardens*, July 1, 1939, pp. 72-73.

Appendix 7.5

Proclaimed plants in South Australia, August 1996

Proclamations of plants under the *Animal and Plant Control (Agricultural Protection and Other Purposes) Act* 1986, as published in the South Australian Government Gazette on 3 October 1991 pp 990-997, updated on 13 February 1992, 12 November 1992, 10 December 1992, 10 June 1993, 8 September 1994, 13 October 1994, 25 May 1995 and 24 April 1996. As published Animal & Plant Control Commission 1/13/87 - 21 August 1996.

<i>Lycium ferocissimum</i>	African boxthorn	<i>Lagarosiphon major</i>	Lagarosiphon N #
African featherglove	<i>Pennisetum macrourum</i>	<i>Cuscuta indecora</i>	Large seeded dodder N #
<i>Eragrostis curvula</i> (excluding 'Consol')	African lovegrass	<i>Egeria densa</i>	Leafy elodea N #
<i>Peganum harmala</i>	African rue n	<i>Diploaxis tenuifolia</i>	Lincoln weed *
<i>Malvella leprosa</i>	Alkali sida N #	<i>Crataegus monogyna</i>	May *
<i>Pinus halepensis</i> (excluding cultivated trees)	Aleppo pine *	<i>Prosopis</i> spp.	Mesquite N #
<i>Alternanthera philoxeroides</i>	Alligator weed N #	<i>Xanthium strumarium</i> sp. N agg.	Noogoora burr complex
<i>Sagittaria montevidensis</i>	Arrowhead N #	<i>Cyperus rotundus</i>	Nutgrass *
<i>Crataegus sinaica</i>	Azzarola *	<i>Olea europaea</i> (excluding cultivated trees)	Olive *
<i>Xanthium spinosum</i>	Bathurst burr	<i>Parkinsonia aculeata</i>	Parkinsonia N #
<i>Bifora testiculata</i>	Bifora + n	<i>Parthenium hysterophorus</i>	Parthenium weed N #
<i>Rubus fruticosus</i> sp. agg.	Blackberry *	<i>Ambrosia</i> spp.	Perennial ragweed N
<i>Silene vulgaris</i>	Bladder campion	<i>Cirsium arvense</i>	Perennial thistle N #
<i>Chrysanthemoides monilifera</i>	Boneseed	<i>Adronis microcarpa</i>	Pheasant's eye n *
<i>Myrsiphyllum</i> spp.	Bridal creeper	<i>Cortaderia jubata</i>	Pink pampas grass N #
<i>Orobanche</i> spp. except <i>O. australiana</i>	Broomrape N	<i>Toxicodendron radicans</i>	Poison ivy #
<i>Hirschfeldia incana</i>	Buchan weed *	<i>Opuntia</i> spp. except <i>O. ficus-indica</i>	Prickly pear
<i>Watsonia merinana</i>	Bubil watsonia * subsp. <i>bulbillifera</i>	<i>Senecio jacobaea</i>	Ragwort N #
<i>Pentzia suffruticosa</i>	Calomba daisy n	<i>Reseda phyteuma</i>	Rampoin mignonette N #
<i>Tribulus terrestris</i>	Caltrap n	<i>Cuscuta planiflora</i>	Red dodder N
<i>Genista monspessulana</i>	Cape broom *	<i>Toxicodendron succedaneum</i>	Rhus tree #
<i>Homeria</i> spp.	Cape tulip n	<i>Sagittaria graminea</i>	Sagittaria N
<i>Daucus carota</i>	Carrot * c	<i>Echium plantagineum</i>	Salvation Jane * n
<i>Cuscuta suaveolens</i>	Chilean dodder N	<i>Salvinia molesta</i>	Salvinia N
<i>Acroptilon repens</i>	Creeping knapweed N	vc	Serrated tussock N #
<i>Reseda lutea</i>	Cutleaf mignonette n	<i>Gymnocoronis</i>	Senegal tea plant
<i>Rose canina</i>	Dog rose n	<i>spilanthoides</i>	
<i>Elodea canadensis</i>	Elodea N	<i>Solanum elaeagnifolium</i>	Silverleaf nightshade
<i>Cytisus scoparius</i>	English/Scotch broom *	<i>Chondrilla juncea</i>	Skeleton weed n
<i>Euphorbia terracina</i>	False caper	<i>Carduus tenuiflorus</i>	Slender thistle *
<i>Convolvulus arvensis</i>	Field bindweed *	<i>Picnemon acarna</i>	Soldier thistle *
<i>Allium vineale</i>	Field garlic	<i>Oxalis pes-caprae</i>	Soursob *
<i>Sclerolaena birchii</i>	Galvanised burr + N	<i>Cirsium vulgare</i>	Spear thistle *
<i>Cuscuta campestris</i>	Golden dodder N	<i>Rosa rubiginosa</i>	Sweet briar *
<i>Ulex europaeus</i>	Gorse/Furze	<i>Emex australis</i>	Three corner jack
<i>Cardaria draba</i>	Hoary cress N	<i>Allium triquetrum</i>	Three cornered garlic *
<i>Marriubium vulgare</i>	Horehound *	<i>Cortaderia richardii</i>	Toetoe N #
<i>Equisetum</i> spp.	Horsetail N #	<i>Silybum marianum</i>	Variogated thistle *
<i>Hydrocotyle ranunculoides</i>	Hydrocotyle	<i>Oenanthe pimpinelloides</i>	Water dropwort # n
<i>Cenchrus incertus</i> and <i>C. longispinus</i>	Innocent weed n	<i>Eichhornia crassipes</i>	Water hyacinth N #
<i>Alternanthera pungens</i>	Khaki weed N #	<i>Cyara cardunculus</i>	Wild artichoke *
<i>Kochia scoparia</i> (not including the variety <i>trichophylla</i>)	Kochia +	<i>Amsinckia</i> spp.	Yellow burrweed * n

Notes:

#	Plant must be destroyed
*	Control required in part of the State only
+	Control not required
n	Notifiable in part of the State
N	Notifiable throughout the State
c	Special program in south-east of State only

8 FURTHER READING

8.1 Useful general references

- Apperly, Richard, Irving, Robert & Reynolds, Peter, *A Pictorial Guide to Identifying Australian Architecture*, Angus & Robertson, Pymble NSW, 1989.
- Australian Garden History Society, *Historic Garden in Australia: guidelines for the preparation of conservation Plans*, Australian Garden History Society, Melbourne, 1983.
- Bligh, Beatrice, *Cherish the Earth: the story of gardening in Australia*, David Ell Press, Sydney, 1980.
- Cuffley, Peter, *Cottage Gardens in Australia*, Five Mile Press, Canterbury, 1983.
- Cuffley, Peter, *Traditional Gardens in Australia: creating your own period garden*, Five Mile Press, Balwyn Vic, 1991.
- Cuffley, Peter, *Australian Houses of the '20s & '30s*, Five Mile Press, Canterbury, 1989.
- Davison, Graeme & McConville, Chris, eds, *A Heritage Handbook*, Allen & Unwin, St Leonards NSW, 1991.
- Jones, Peter, *Planting c.1850-1900*, Technical Bulletin 4.1, Australian Council of National Trusts, Canberra, 1982.
- Marquis-Kyle, Peter & Walker, Meredith, *The Illustrated Burra Charter*, Australia ICOMOS, Canberra, 1993.
- Nottle, Trevor, *The Cottage Garden Revived*, Kangaroo Press, Kenthurst NSW, 1985.
- Peterson, Richard, *Fences and Gates - c.1840s-1925*, National Trust of Australia (Victoria) Technical Bulletin 8.1, Melbourne, 1988.
- Ramsay, Juliet, *Parks, Gardens and Special Trees: a classification and assessment method for the register of the national estate*, Australian Heritage Commission, Canberra, 1991.
- Sagazio, Celestina ed, *The National Trust Research Manual: investigating buildings, gardens and cultural landscapes*, Allen & Unwin, St Leonards NSW, 1992.
- Watts, Peter, *Historic Gardens of Victoria: a reconnaissance*, Oxford University Press, Melbourne, 1983.

8.2 References relevant for South Australia

- Beames, Rodney & Whitehill, Tony, *Some Historic Gardens in South Australia*, National Trust of South Australia, Adelaide, 1981.
- Berry, Dean & Gilbert, SH, *Pioneer Building Techniques in South Australia*, Gilbert Partners, North Adelaide, 1981.
- Department of Environment & Natural Resources, *2.3 Fences in South Australia: guidelines*, Department of Environment and Natural Resources, Adelaide, 1995.
- Dwight, John, *Gardening Handbook*, South Australian Housing Trust, Adelaide, c.1950.
- Gunton, Eric, *Gracious Homes of Colonial Adelaide*, Eric Gunton, Adelaide, 1983.
- Hackett, Edward & William, *E & W Hackett's Illustrated Manual for the garden and farm and descriptive catalogue of vegetable, agricultural, and flower seeds, bulbs and tubers*, EW Hackett, Adelaide, 1893.
- Heyne, Ernst Bernhard, *The Amateur Gardener for South Australia*, 3rd ed. facs. reprint, Austraprint, Hampstead Gardens, 1979.
- Hodgkinson, Roma, 'Gardens and Gardening in Adelaide in the Nineteenth Century,' *Journal of the Historical Society of South Australia* 19, 1991, pp 42-77.
- Jones, David, *Designed Landscapes of South Australia*, School of Architecture, Landscape Architecture & Urban Design, The University of Adelaide, Adelaide, 1997.
- Jones, David, '20th Century Landscape Design in Adelaide: three significant designers,' *Journal of the Historical Society of South Australia* 25, 1997, pp 35-57.
- Jones, David, 'Elsie Marion Cornish (1887-1946): a pioneer of contemporary landscape design in Adelaide,' *Landscape Australia* 1/1998 20 (1), pp 90-93.
- Lothian, Noel, *The Practical Home Gardener*, Lothian Publishing, Melbourne, 1955.
- Lothian, Noel & Holliday, Ivan, *Growing Australian Plants*, Rigby, Adelaide, 1964.
- Marsden, Stark, et al, *Heritage of the City of Adelaide*, Corporation of the City of Adelaide, Adelaide, 1990.
- McEwin, George, *The South Australian Vigneron and Gardeners' Manual*, George McEwin, Adelaide, 1st. ed. 1843, 1871.
- Nottle, Trevor, 'The Miner's Cottage Garden, East Moonta, South Australia,' *The Australian Garden Journal* 1983, 2 (8), pp 136-138.
- Persse, John Neil & Rose, Duncan Marshall, *House Styles in Adelaide - a pictorial history*, Australian Institute of Valuers, Adelaide, reprinted 1989.
- Pikusa, Stefan, *The Adelaide House 1836 to 1901*, Wakefield Press, Adelaide, 1986.
- South Australian Homes & Gardens*, various.
- Swinbourne, Robert, *Years of Endeavour: An historical record of the nurseries, nurserymen, seedsmen, and horticultural retail outlets of South Australia*, South Australian Association of Nurserymen, Adelaide, 1982.