

# ARTWORK GUIDE



1  
**Dale Chihuly**  
*Red Reeds on Logs, 2024*




2  
**Dale Chihuly**  
*Blue Crystal Tower, 2024*



3  
**Dale Chihuly**  
*Float Boat and Nijjima Floats, 2012-19*



4  
**Dale Chihuly**  
*Blue Polyvitro Crystals, 2024*



5  
**Dale Chihuly**  
*Sapphire Star, 2010*




6  
**Dale Chihuly**  
*Glacier Ice and Lapis Chandelier, 2024*



7  
**Dale Chihuly**  
*Cattails and Copper Birch Reeds, 2024*




8  
**Dale Chihuly**  
*Polyvitro Chandelier, 2006*



9  
**Dale Chihuly**  
*Lime and Lava Red Tower, 2021*



10  
**Dale Chihuly**  
*Chartreuse Hornet Polyvitro Chandelier, 2001*




11  
**In Full Colour: Dale Chihuly**  
Bicentennial Conservatory exhibition




12  
**Dale Chihuly**  
*Fiori Boat, 2018*



13  
**Dale Chihuly**  
*Walla Walla, 2024*



14  
**Dale Chihuly**  
*Ethereal Spring Persians, 2022*



15  
**Dale Chihuly**  
*Vivid Lime Icicle Tower, 2022*



16  
**Dale Chihuly**  
*The Sun, 2014*

All artwork © Chihuly Studio. All rights reserved.  
On Cover: Dale Chihuly, Sapphire Star (detail) 2010.

ON NOW 29 APRIL 2025

# CHIHULY IN THE BOTANIC GARDEN

## Accessible route map & artwork guide

A full accessibility guide to *Chihuly in the Botanic Garden* is available on our website.

Visit [botanicgardens.sa.gov.au/chihuly#accessibility](https://botanicgardens.sa.gov.au/chihuly#accessibility) or scan this QR code.

For accessibility enquiries, please email us at [botanic.exhibitions@sa.gov.au](mailto:botanic.exhibitions@sa.gov.au) or call us on 08 8222 9311.





# GARDEN MAP

## CAR PARKS

Hackney Road .....B6, D7      Plane Tree Drive .....A4

## BUILDINGS AND STRUCTURES

Amazon Waterlily Pavilion .....D3	North Lodge .....B3
Barber Shop Rotunda .....C4	Operations Depot .....B1
Bicentennial Conservatory .....C5	Palm House .....D2
Deadhouse .....D5	Schomburgk Pavilion .....C4
East Lodge .....F6	— Diggers Garden Shop
Francis Arbour .....E2	— Visitor Information Centre
Goodman Building .....C6	Simpson Shadehouse .....C4
— Administration	State Herbarium .....C6
Museum of Economic Botany D4	Summer House .....F4
Noel Lothian Hall .....C6	

## COLLECTIONS AND FEATURES

Araucaria Avenue .....D4	Kitchen Garden .....C6
Australian Forest .....B4	Mallee Section .....F5
Australian Native Garden .....F6	Mediterranean Garden .....C4
Cactus and Succulent Garden .....C2	Nelumbo Pond .....E4
Cycad Collection .....D3	Northern Palm Garden .....B3
Classgrounds .....B4	Palm House Lawns .....D2
Eremophila Garden .....F6	Plane Tree Lawns .....C3
Economic Garden .....C2	Rangeland Garden .....C6
First Creek Wetland .....D5	Sunken Garden .....E6
Ficus Avenue .....C3	Threatened Plant Seed Orchard .....E5
Garden of Health .....C1	Wisteria Arbours .....C3
International Rose Garden and National Rose Trial Garden .....B6	

## EAT AND DRINK

Evergreen Deli .....C4	Botanic Lodge .....C3
Chihuly Nights Bar .....C4	Restaurant Botanic .....C3
Evergreen To Go .....A3	

## GARDEN FACILITIES

- |                          |  |
|--------------------------|--|
| Information / Garden Map | Toilets  |
| Main Gate                | Accessible Toilets                                   |
| Car Parks                | Baby Change  |
| No Entry                 | Adult Change Facilities                              |
| Wedding Venues           | Water Fountain & Refill Station                      |
| Restaurant               | First Aid & Defibrillator / Heart Restarter ..C6, D4 |
| Café                     |  |
| Bar                      |  |

## ACCESSIBLE ROUTES

- Total suggested route = 2.5km (terrain includes bitumen, grass, compacted sand, gravel, Yankomite, sand, dirt, wood, bricks & pavers)
- Alternative, accessible route = 1.8km (terrain includes bitumen, wood, bricks & pavers)
- Route to Main Gate from car parks

